

**Board of Finance
Survey Subcommittee**

TOWN HALL
238 Danbury Road
Wilton, CT 06897

203-563-0114



Richard Creeth
Deborah McFadden
Deborah Low
Sally Poundstone
John Kelly
David Rothstein

**Board of Finance Survey Subcommittee
Tuesday December 11th, 2018
7:30 pm
Comstock Community Center (Room 31)
Minutes**

Present:- Richard Creeth, Deborah McFadden, David Rothstein, Deborah Low

Absent:- John Kelly, Sally Poundstone

The meeting opened at 7:30 p.m.

Minutes of the 10/17/18 meeting were approved without change.

The committee reviewed an early draft of the survey results and discussed the upcoming presentation to the Board of Finance on Dec 18th..

The meeting was closed at 9:05 p.m.

Early Draft



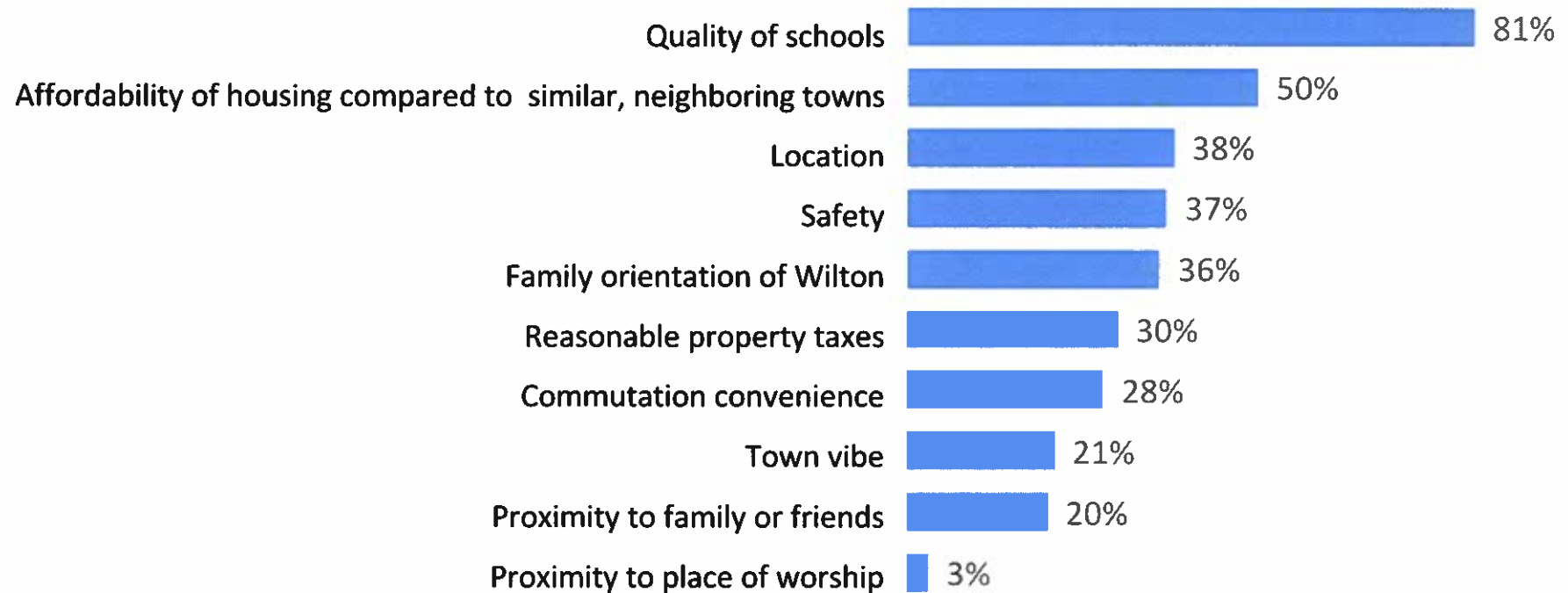
Presented to

Town of Wilton

December 7, 2018

Reasons for Moving to Wilton

Early Draft



Reasons for Moving to Wilton

Early Draft

	Total	Age			Children in Household							
		25-49 (A)	50-64 (B)	65+ (C)	None (D)	Preschool or younger (E)	Other (F)	Any WPS (G)	MD (K-2) (H)	CM (3-5) (I)	MB (6-8) (J)	HS (9-12) (K)
Base	(1411)	(697)	(494)	(220)	(320)	(178)	(262)	(876)	(226)	(316)	(393)	(429)
	%	%	%	%	%	%	%	%	%	%	%	%
Quality of schools	81	68 ^{BC}	84 ^C	60	64	93 ^{DF}	84 ^D	94 ^{DF}	97 ^{DFK}	94 ^{DF}	94 ^{DF}	93 ^{DF}
Affordability of housing compared to similar, neighboring towns	50	49	51	52	53 ^K	48	59 ^{EGHIK}	49	53	49	47	47
Location	38	33	35	50 ^{AB}	48 ^{EFGHIJK}	28	30	33	37 ^{EI}	30	34	31
Safety	37	46 ^{BC}	32	29	32	50 ^{DFGJK}	29	40 ^{DFK}	48 ^{DFGJK}	46 ^{DFK}	41 ^{DF}	35
Family orientation of Wilton	36	43 ^C	38 ^C	22	28	46 ^D	43 ^D	43 ^D	49 ^{DJ}	44 ^D	42 ^D	44 ^D
Reasonable property taxes	30	21	35 ^A	40 ^A	42 ^{EGHIJK}	11	39 ^{EGHIJK}	23 ^E	18 ^E	20 ^E	22 ^E	26 ^{EHI}
Commutation convenience	28	27	27	32	34 ^{GHIJK}	29	31 ^{IK}	26	29	25	26	25
Town vibe	21	2 ^C	19	18	19	24	25 ^D	22	26 ^D	24 ^D	22	21
Proximity to family or friends	20	22 ^B	18	20	19	27 ^{DGHIJK}	20	19	18	22	19	18

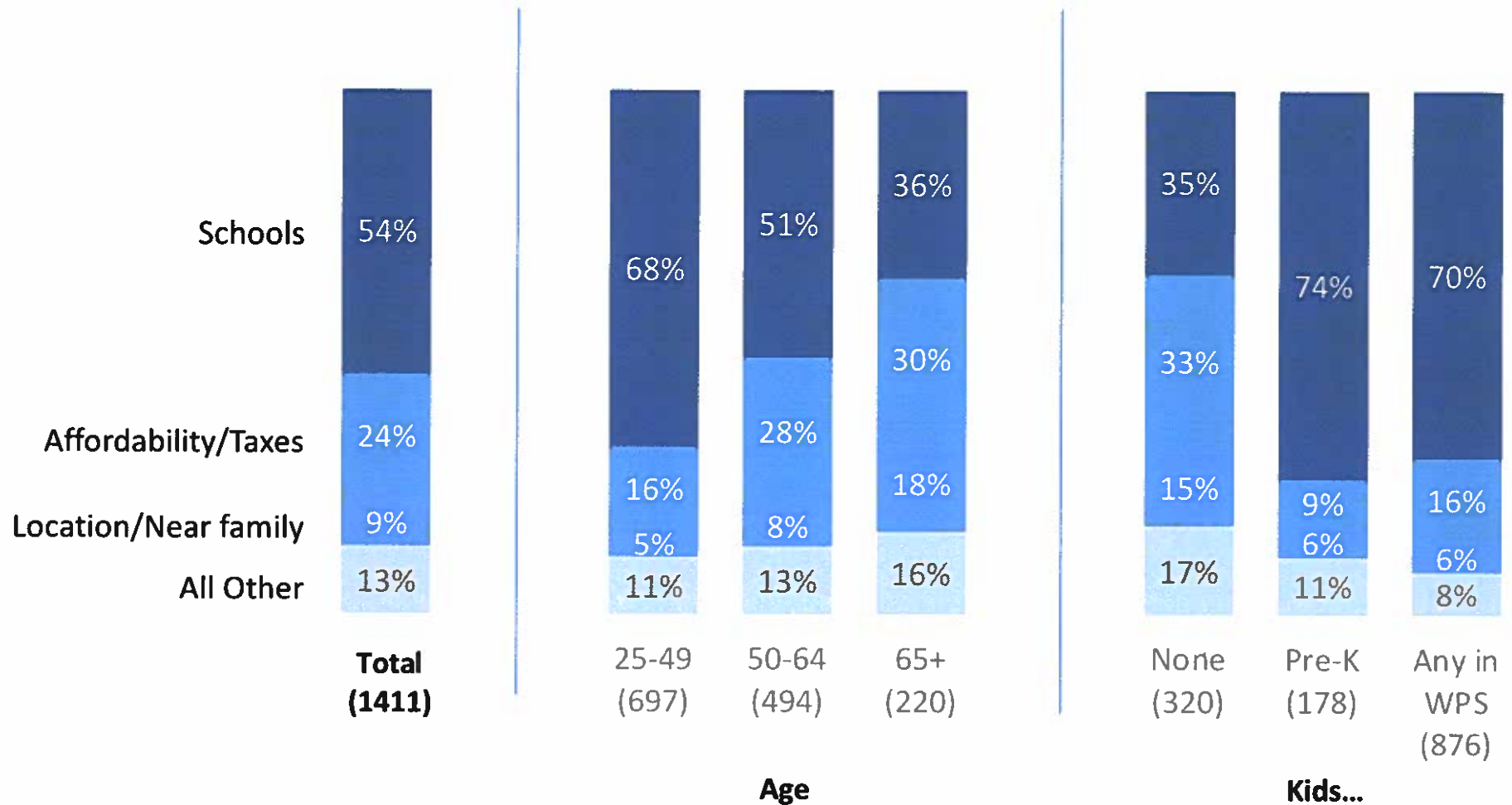
Most Important Reason for Moving to Wilton

Early Draft

	Total	Age			Children in Household							
		25-49 (A)	50-64 (B)	65+ (C)	None (D)	Preschool or younger (E)	Other (F)	Any WPS (G)	MD (K-2) (H)	CM (3-5) (I)	MB (6-8) (J)	HS (9-12) (K)
Base	(1411)	(697)	(494)	(220)	(320)	(178)	(262)	(876)	(226)	(316)	(393)	(429)
	%	%	%	%	%	%	%	%	%	%	%	%
Quality of schools	54	68 ^{BC}	51 ^C	36	35	74 ^{DFK}	52 ^D	70 ^{DF}	76 ^{DFJK}	76 ^{DFGJK}	69 ^{DF}	68 ^{DF}
Affordability of housing compared to similar, neighboring towns	17	13	18 ^A	23 ^{AB}	23 ^{EGHIJK}	7	19 ^{EGHIJK}	13 ^{EH}	9	11	16 ^{EHI}	14 ^{EH}
Reasonable property taxes	7	3	10 ^A	7 ^A	10 ^{EGHIJK}	2	10 ^{EGHIJK}	3	2	2	3	5 ^I
Location	5	2	4 ^A	12 ^{AB}	9 ^{EFGHIJK}	1	2	3 ^I	1	1	2	3 ^I
Proximity to family or friends	4	3	4	6 ^A	6 ^{GHI}	5 ^{GI}	3	3	2	2	3	4
Family orientation of Wilton	3	2	4 ^C	1	3 ^I	3	3 ^I	2	4 ^I	1	3 ^I	2
Commutation convenience	3	2	3	6 ^{AB}	7 ^{EGHIJK}	2	3 ^{GJK}	1	2	2	1	1
Safety	2	2	2	2	2 ^K	3 ^{FGK}	1	1	2	1	2	1
Town vibe	2	2 ^C	2 ^C	0	2	1	2	1	2	2	1	1

Most Important Reason for Moving to Wilton

Early Draft



Degree Town Has Met Expectations

Early Draft

- Exceeds
- Meets or Exceeds

Quality Schools

Total (1411) 14% 61%

Age

25-49 (697) 16% 72%

50-64 (494) 12% 58%

65+ (220) 15% 49%

Attend WPS?

Miller-Driscoll (226) 20% 85%

Cider Mill (316) 17% 74%

Middlebrook (393) 16% 69%

Wilton High School (429) 13% 65%

None (320) 13% 54%

Affordability

Total (1411) 2% 48%

Age

25-49 (697) 3% 48%

50-64 (494) 2% 46%

65+ (220) 2% 43%

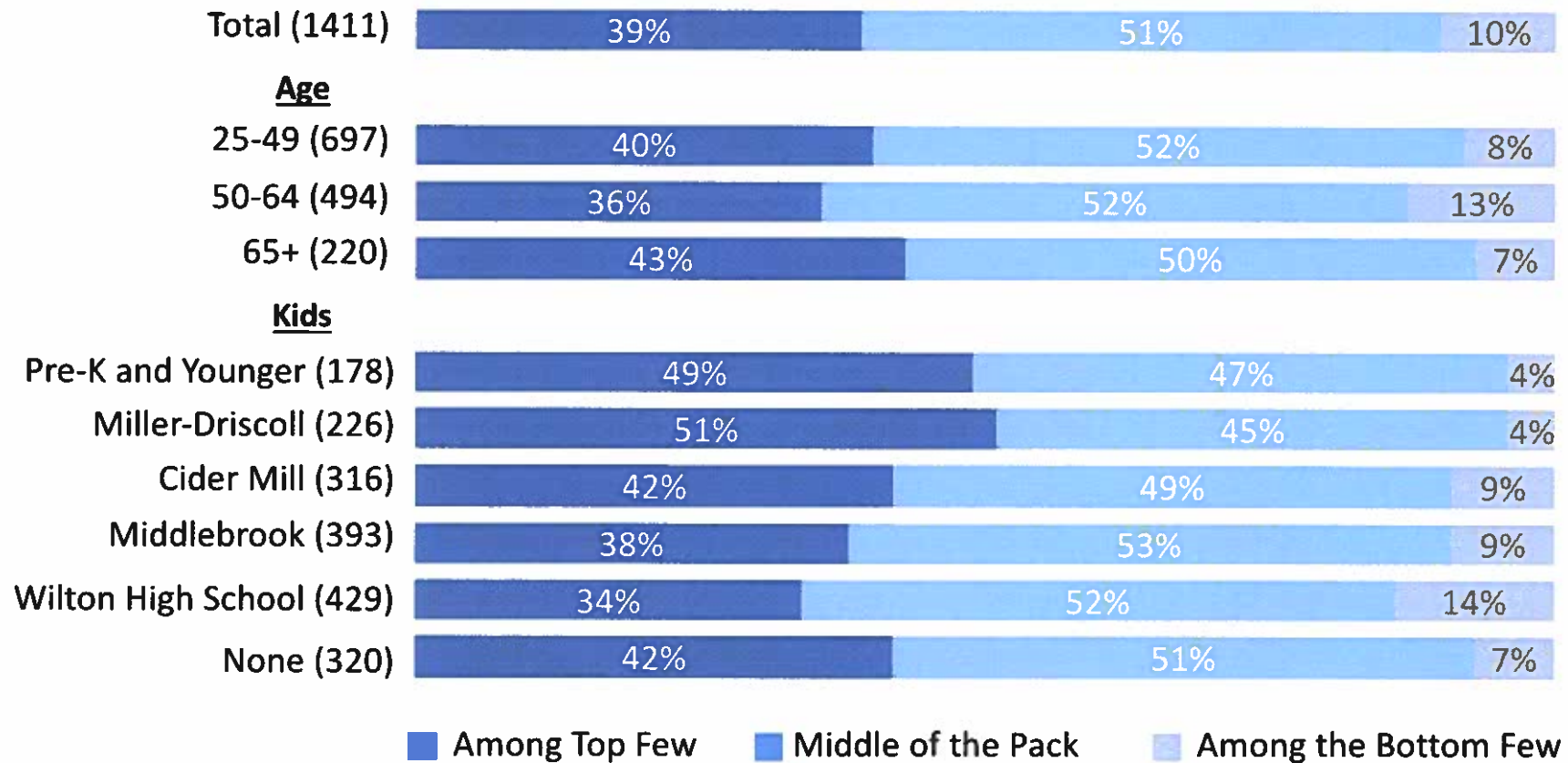
Children

Any in WPS (876) 2% 46%

No children (320) 3% 48%

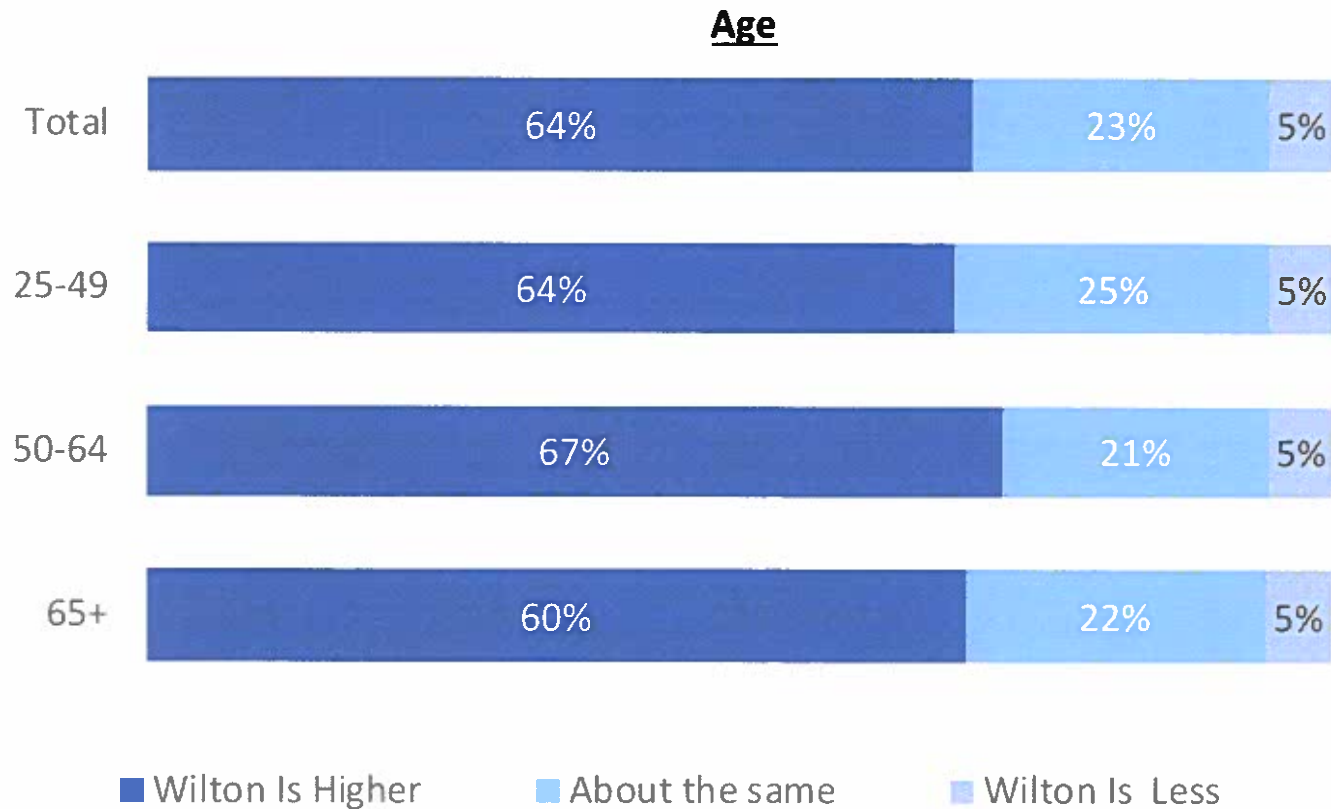
Perception of Wilton Schools Compared to Neighboring Towns

Early Draft



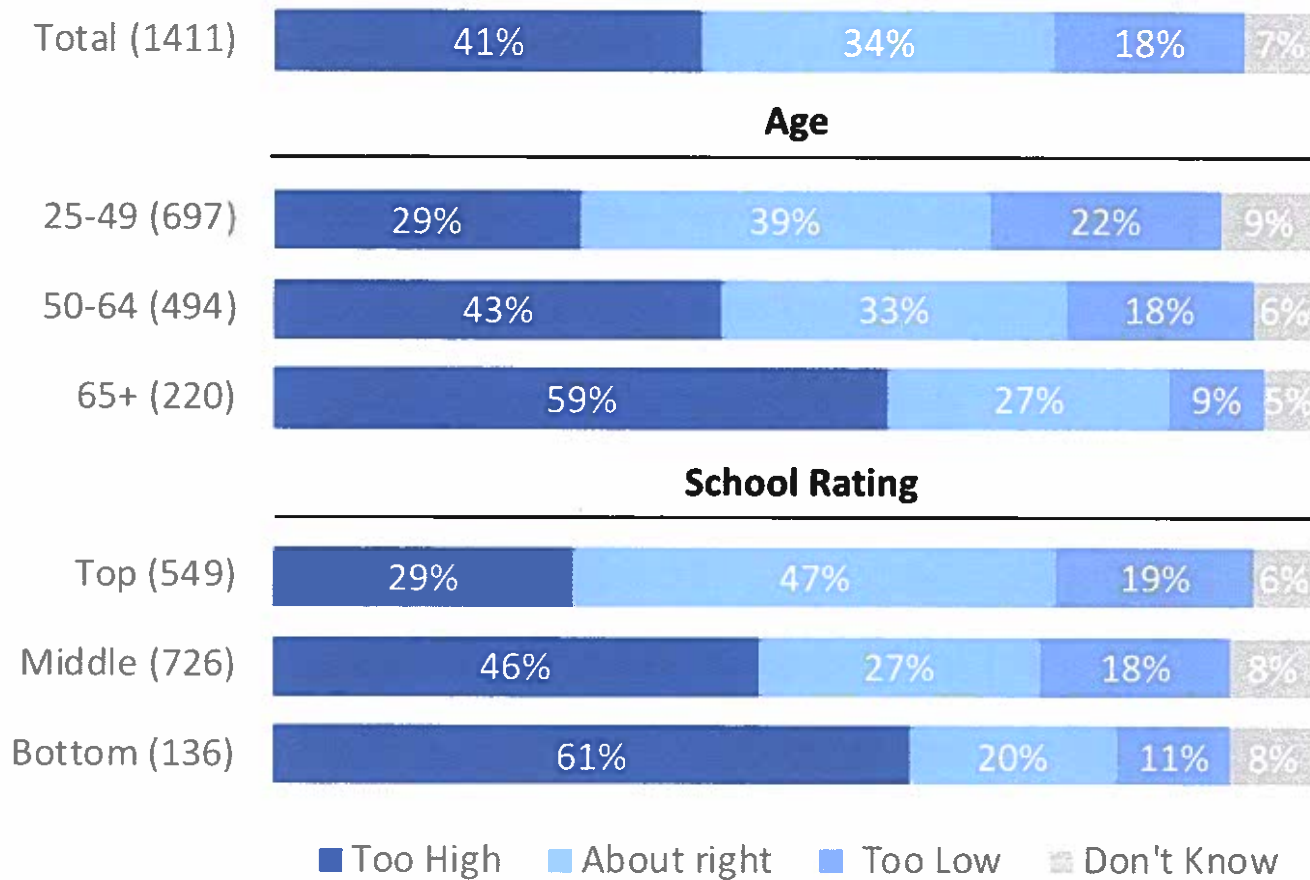
Perception of Wilton Taxes Compared to Neighboring Towns

Early Draft



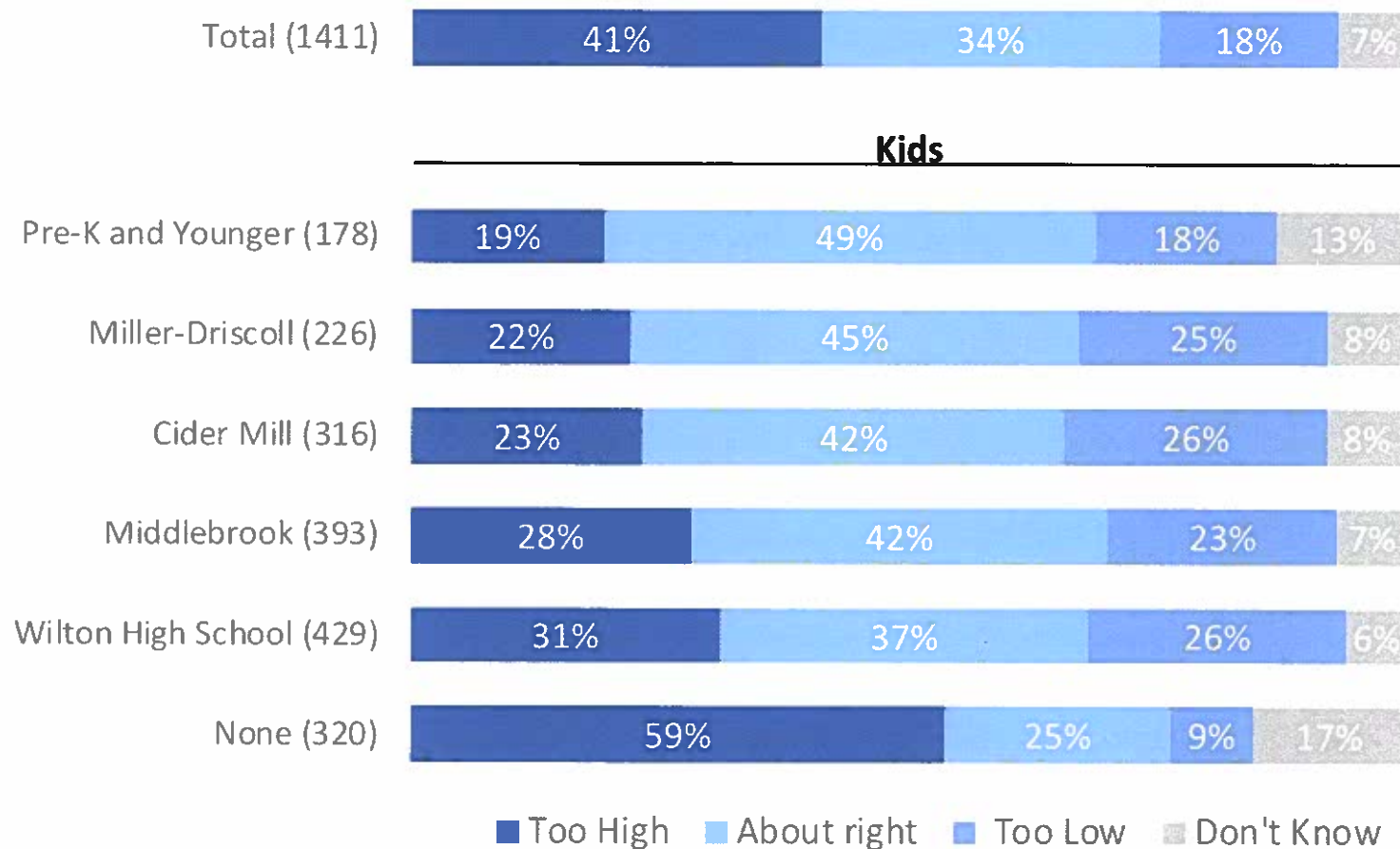
Perception of Current Level of Spending for Wilton Schools

Early Draft



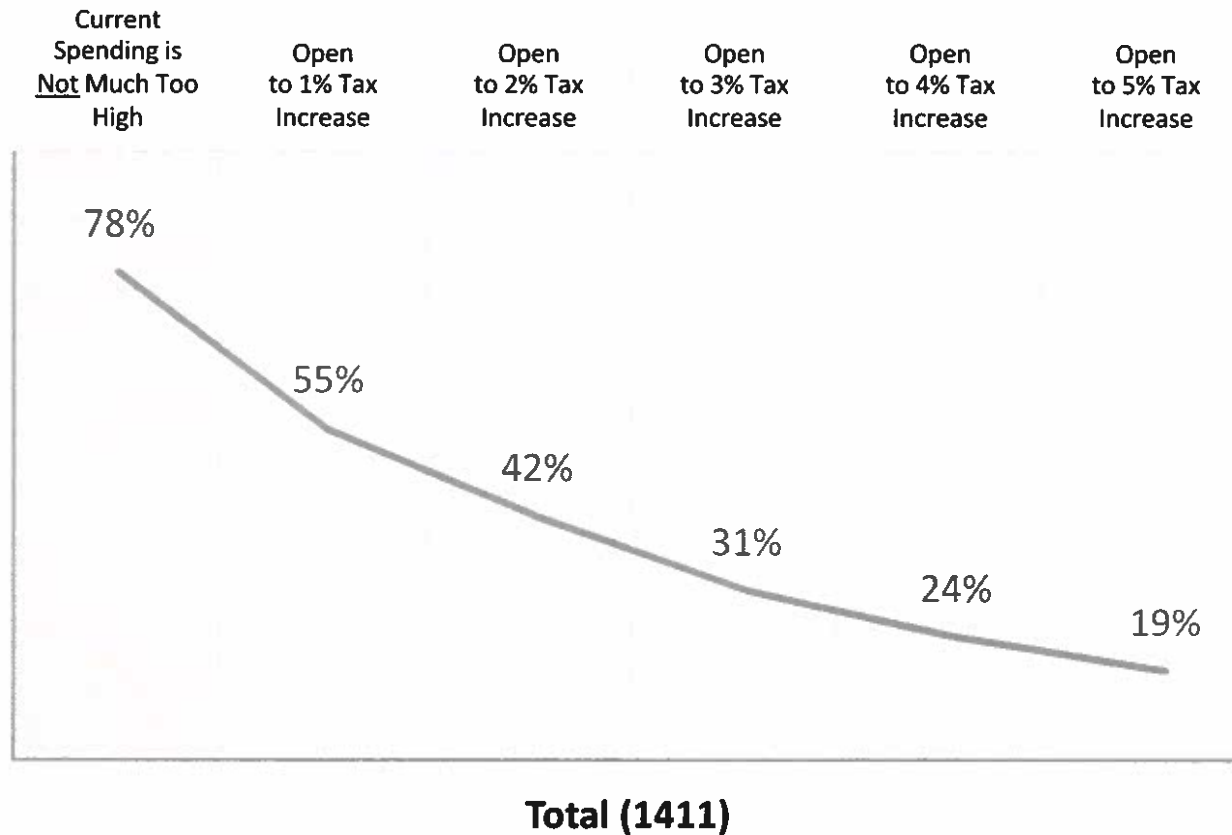
Perception of Current Level of Spending for Wilton Schools

Early Draft



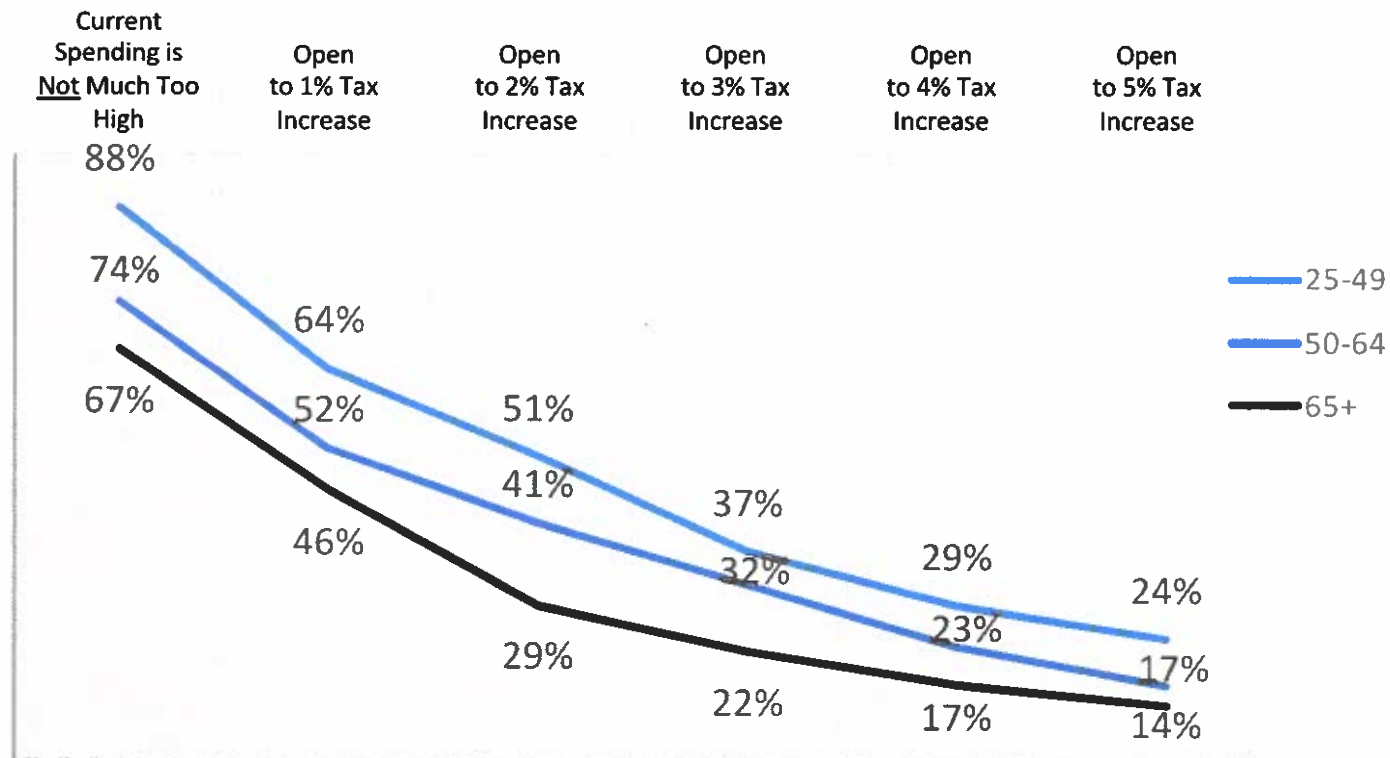
Openness to Tax Increase — Total

Early Draft



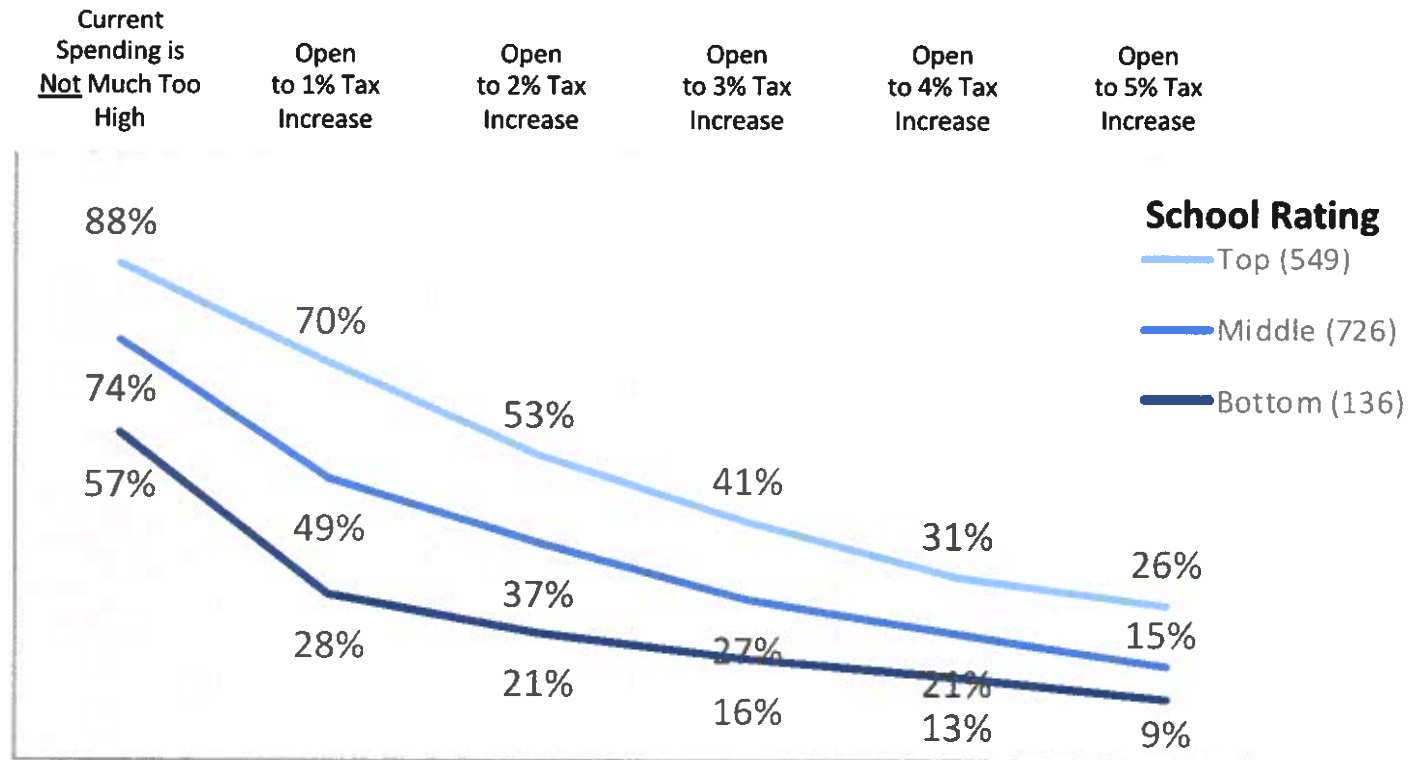
Openness to Tax Increase — By Age

Early Draft



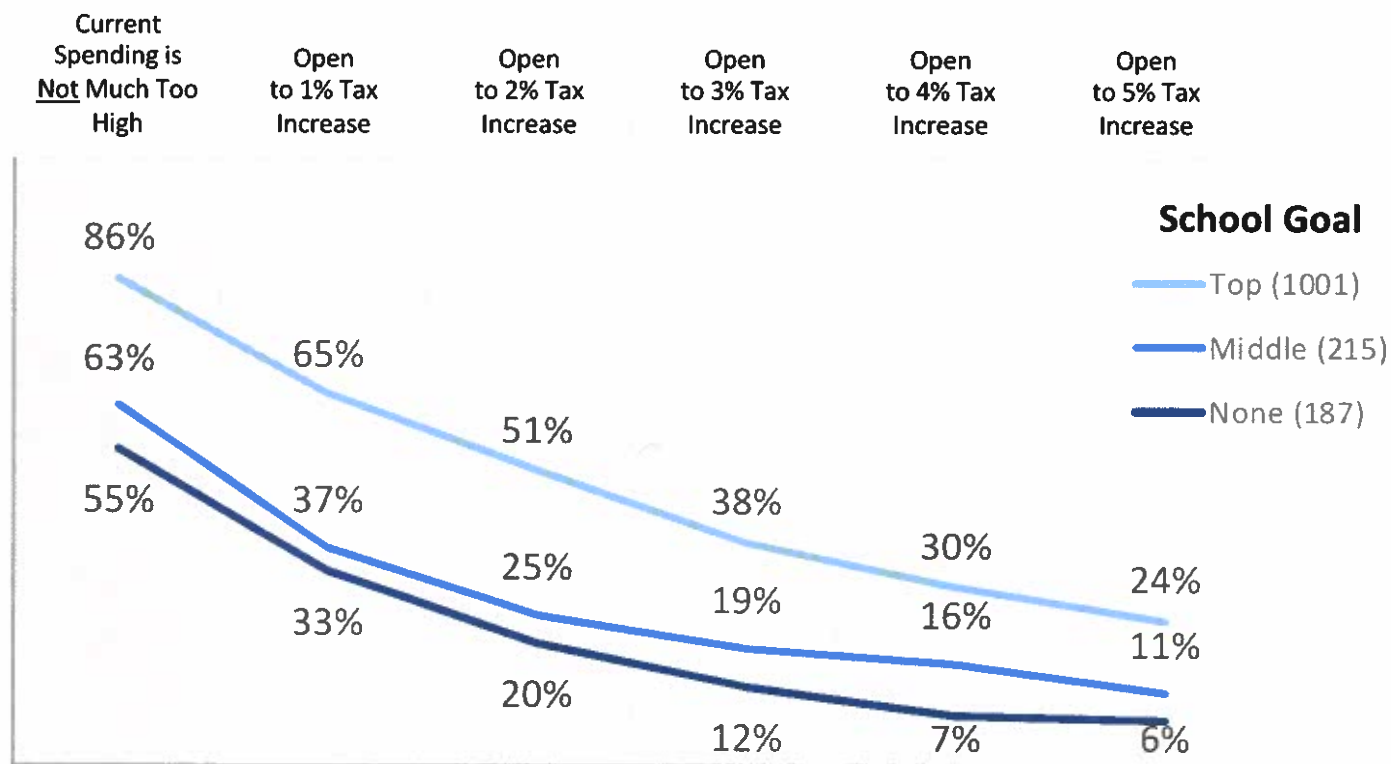
Openness to Tax Increase — By School Rating

Early Draft



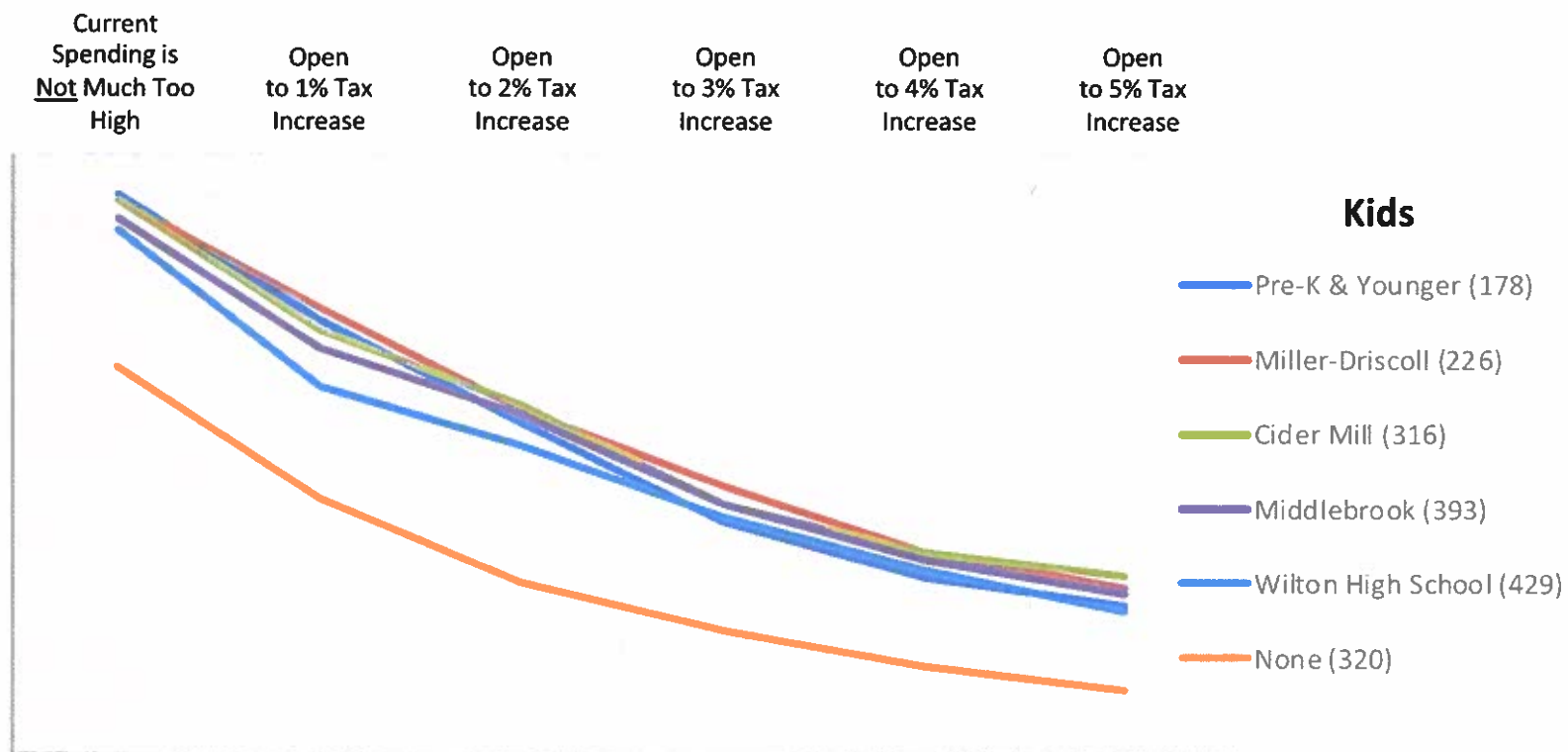
Openness to Tax Increase — By School Performance Goal

Early Draft



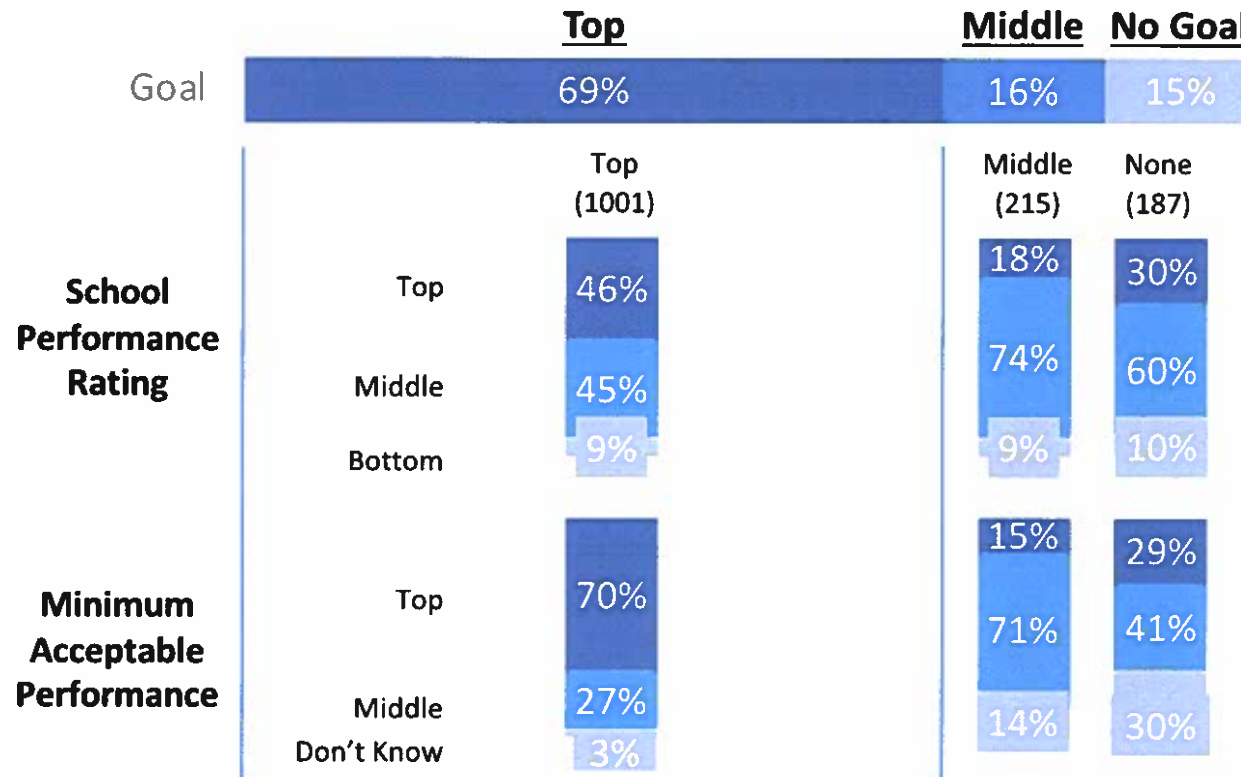
Openness to Tax Increase — By Kids

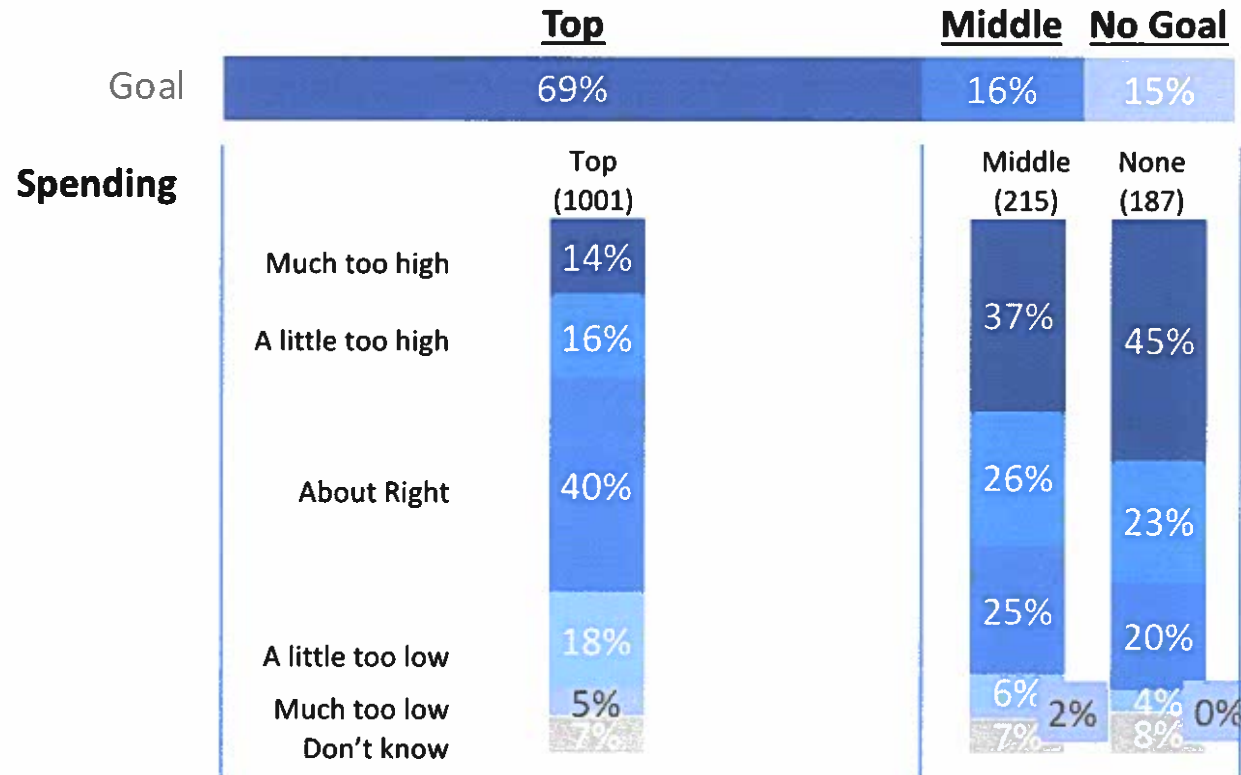
Early Draft



Perception By School Performance Goal

Early Draft



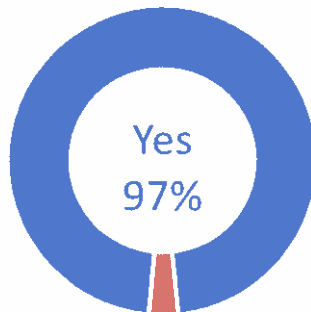


Satisfied with Police Department Responsibilities?

Early Draft



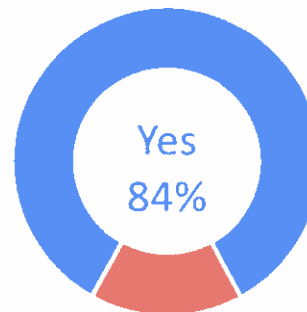
Overall Level of Safety in Wilton



No
3%



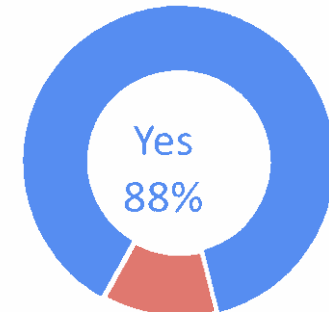
Current Level of Traffic Enforcement in Wilton



No
16%



Current Level of Neighborhood Patrols in Wilton



No
12%

Support for Shared Services with Neighboring Towns

Early Draft



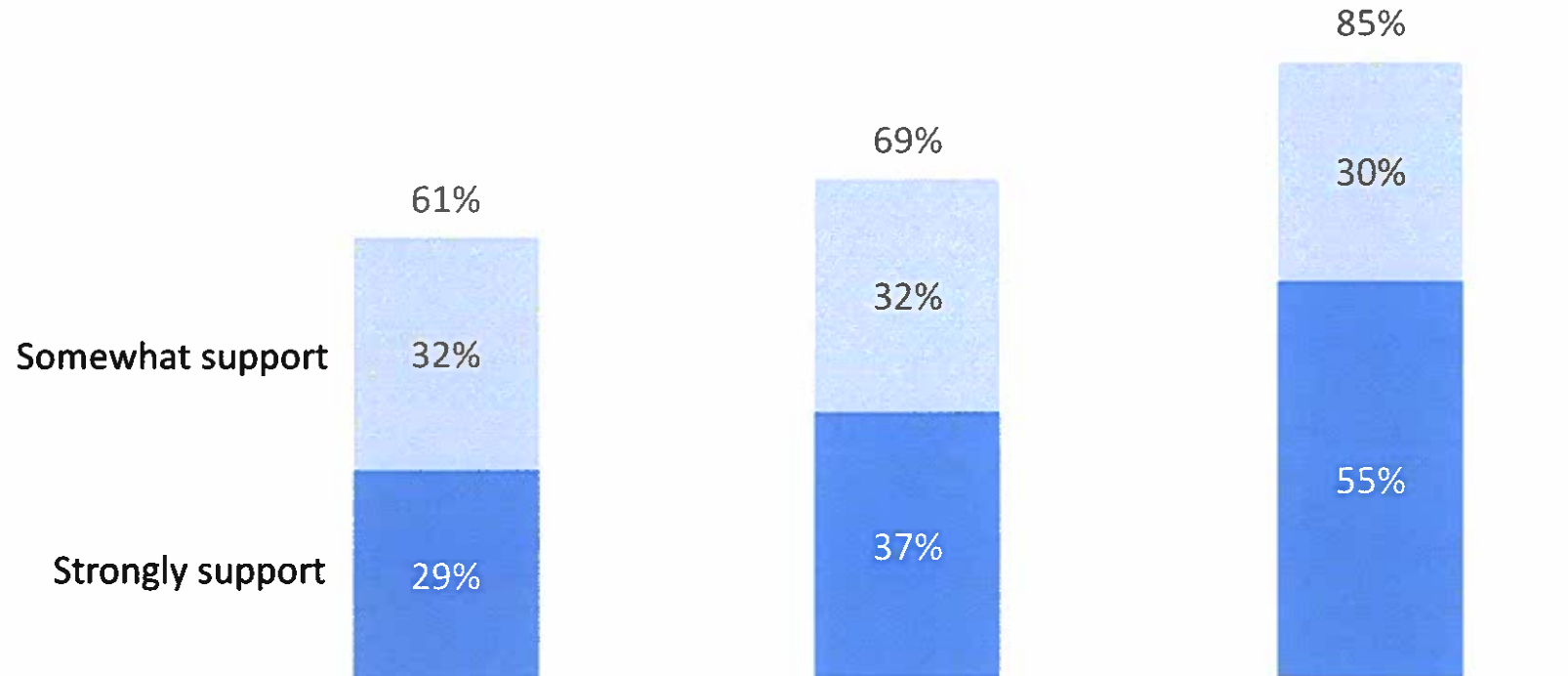
Shared Police Force



Shared Town Hall Services



Shared Transfer Station



Suggested Areas to Reduce Property Taxes

Early Draft

	Total	Age			Children in Household			Income (000's)				
		25-49 (A)	50-64 (B)	65+ (C)	None (D)	Preschool or younger (E)	Other (F)	Any WPS (G)	Less than \$150 (L)	\$150- 249.9 (M)	\$250- 399.9 (N)	\$400+ (O)
Base	(1411)	(697)	(494)	(220)	(320)	(178)	(262)	(876)	(252)	(274)	(258)	(293)
	%	%	%	%	%	%	%	%	%	%	%	%
Utilize shared services with other towns	79	77	81 ^A	78	78	77	81 ^H	79 ^H	77	81	81	78
Invest in Economic development in an attempt to grow the grand list	70	74 ^C	71	65	65	75 ^D	75 ^D	73 ^D	65	71	73 ^L	77 ^L
Reduce funding for Historic Preservation	39	41	38	36	37	43	37	40	28	40 ^L	43 ^{LO}	36 ^L
Reduce funding for the Trackside Teen Center	35	31	39 ^A	35	42 ^{EGHU}	31 ^H	38 ^{GHU}	30 ^H	29	31	32	33
Reduce funding for Schools	27	15	31 ^A	42 ^{AB}	45 ^{EF GHUJK}	9	31 ^{EGHUK}	14 ^E	32 ^{NO}	29 ^{NO}	15	18
Reduce funding for Environmental Issues or Initiatives	25	27	23	24	23	25	27	27	21	25	24	27
Reduce funding for Social Services/Senior Center	19	23 ^C	20 ^C	11	15	25 ^D	20	23 ^D	13	17	21 ^L	24 ^{IM}
Reduce funding for the Wilton Library	18	17	20	18	23 ^{EGHU}	13	21 ^{EGI}	16	17	17	15	17
Reduce funding for Parks and Recreation	13	11	14 ^A	17 ^A	17 ^{EGHU}	8	13 ^{HI}	10 ^H	16 ^O	12	11	9
Reduce funding for Public Safety (Police, Fire, Ambulance)	10	10	11	8	7	7	17 ^{DEGHU}	11 ^D	7	13 ^L	11	12 ^L
Reduce funding for Public Works (road maintenance, snow plowing, etc.)	3	3	4	3	2	3	4 ^H	4 ^H	3	5 ^N	2	4
None of these	4	4	3	5 ^B	3	3	3	4	6 ^O	4	4	2
Average Number of Areas	3.39	3.29	3.52 ^A	3.35	3.55 ^{EGHU}	3.16	3.64 ^{EGHU}	3.26 ^H	3.09	3.40 ^L	3.28	3.33

Most Important Area to Reduce Property Taxes

Early Draft

		Age			Children in Household				Income (000's)			
	Total	25-49 (A)	50-64 (B)	65+ (C)	None (D)	Preschool or younger (E)	Other (F)	Any WPS (G)	Less than \$150 (L)	\$150- 249.9 (M)	\$250- 399.9 (N)	\$400+ (O)
Base	(1411)	(697)	(494)	(220)	(320)	(178)	(262)	(876)	(252)	(274)	(258)	(293)
	%	%	%	%	%	%	%	%	%	%	%	%
Invest in Economic development in an attempt to grow the grand list	39	44 ^{BC}	37	31	30	49 ^{DFK}	37 ^D	45 ^{DFK}	35	36	42	48 ^{LM}
Utilize shared services with other towns	24	25 ^C	26 ^C	19	22	23	22	26 ^I	21	27	29 ^I	25
Reduce funding for Schools	16	6	18 ^A	28 ^{AB}	29 ^{EF GHIJK}	3	19 ^{EGHIJK}	6	21 ^{MNO}	13 ^N	7	9
Reduce funding for Historic Preservation	6	7 ^B	4	7 ^B	6	6	5	6	6	8 ^O	6	4
Reduce funding for the Trackside Teen Center	5	5	6	5	6 ^E	3	6	5	4	6	4	3
Reduce funding for Environmental Issues or Initiatives	2	3	2	1	1	4 ^{DGK}	2	2 ^D	2	1	3	3
Reduce funding for Public Safety (Police, Fire, Ambulance)	2	1	2 ^A	2	1	1	3	2	2	2	1	3
Reduce funding for Social Services/Senior Center	2	4 ^{BC}	2	0	1	6 ^{DFG HK}	2	3	2	2	3	3
Reduce funding for the Wilton Library	1	1	1	0	1	2 ^H	0	1	0	1	2	1
Reduce funding for Parks and Recreation	0	0	0	0	0	0	0	0	1	0	0	0
Reduce funding for Public Works (road maintenance, snow plowing, etc.)	0	0	0	0	0	1	0	0	0	0	0	0
None of these	4	4	3	5 ^B	3	3	3	4	6 ^O	4	4	2

Most Popular Grand List Areas For Growth to Pursue

Early Draft

		Age			Income (\$000)			
	Total	25-49 (A)	50-64 (B)	65+ (C)	Less than \$150 (L)	\$150-249.9 (M)	\$250-399.9 (N)	\$400+ (O)
Base: Investing in Economic Development	(994)	(412)	(376)	(206)	(185)	(195)	(171)	(211)
	%	%	%	%	%	%	%	%
More commercial/retail development	76	80 ^C	76 ^C	68	65	75 ^L	83 ^{LM}	81 ^L
Offer tax incentives to major corporations who are willing to invest in Wilton	73	78 ^{BC}	73 ^C	61	72	68	76 ^M	76 ^M
Allow denser housing in appropriate locations	45	45	44	48	44	47	48	46
Double down on amenity investments in Town to encourage development and raise property prices overall	37	43 ^C	38 ^C	25	27	34	47 ^{LM}	43 ^{LM}
Hire a full-time economic development manager to pursue all these goals	32	31	32	35	32	35 ^N	27	42 ^{LN}
New user fees where appropriate	17	15	17	21 ^A	15	15	17	19
Other	11	10	12	11	11	8	13 ^M	9
Average Number of Areas	2.91	3.02 ^C	2.91 ^C	2.68	2.65	2.81	3.09 ^{LM}	3.16 ^{LM}

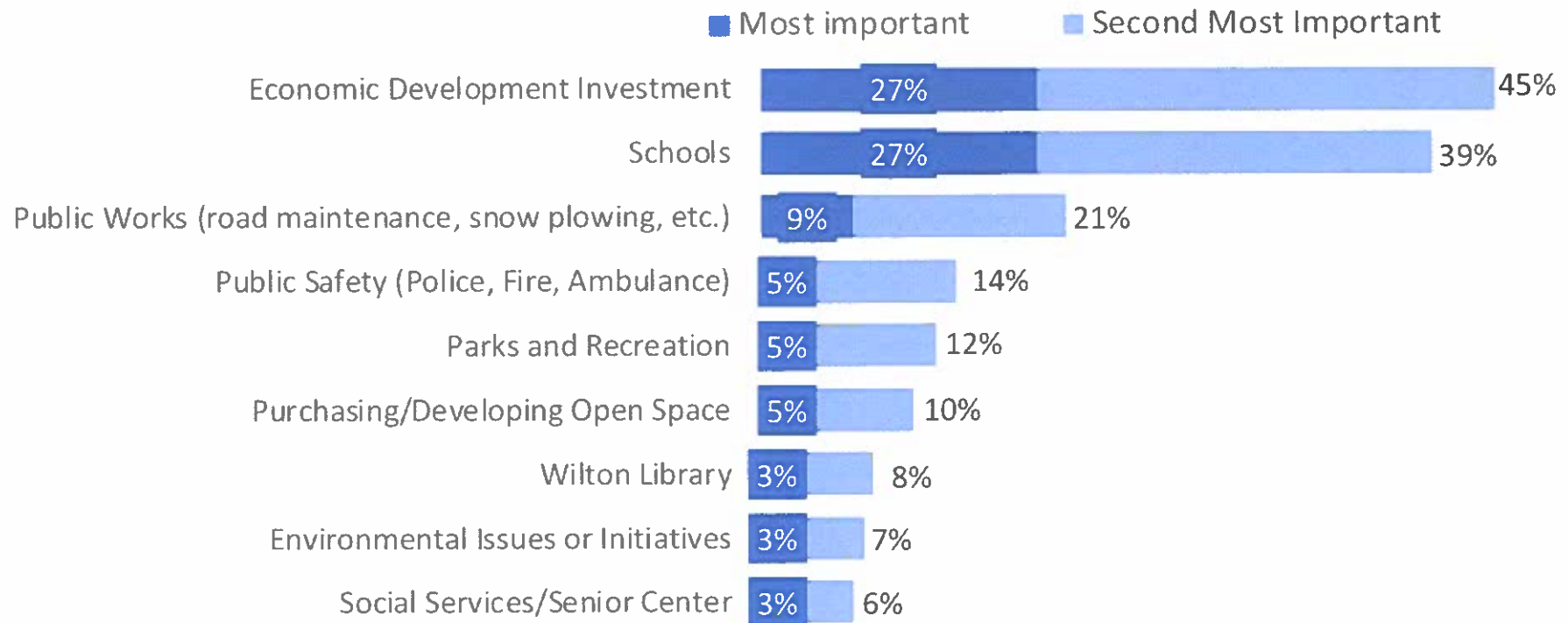
Single Grand List Area With Greatest Positive Impact

Early Draft

		Age			Income (\$000)			
	Total	25-49 (A)	50-64 (B)	65+ (C)	Less than \$150 (L)	\$150-249.9 (M)	\$250-399.9 (N)	\$400+ (O)
Base: Proposed investing in Economic Development	(994)	(412)	(376)	(206)	(185)	(195)	(171)	(211)
	%	%	%	%	%	%	%	%
Offer tax incentives to major corporations who are willing to invest in Wilton	34	38 ^c	33	27	36	37	34	30
More commercial/retail development	32	31	31	34	30	25	35 ^M	37 ^M
Hire a full-time economic development manager to pursue all these goals	11	9	11	15 ^A	12	16 ^{NO}	10	9
Allow denser housing in appropriate locations	10	9	11	13	11	10	12	13
Double down on amenity investments in Town to encourage development and raise property prices overall	8	9	7	6	4	8	6	9
New user fees where appropriate	1	0	1	1 ^A	1	1	1	0
Other	5	4	7 ^{AC}	3	5	4	3	2

Most Important Area to Increase Funding

Early Draft



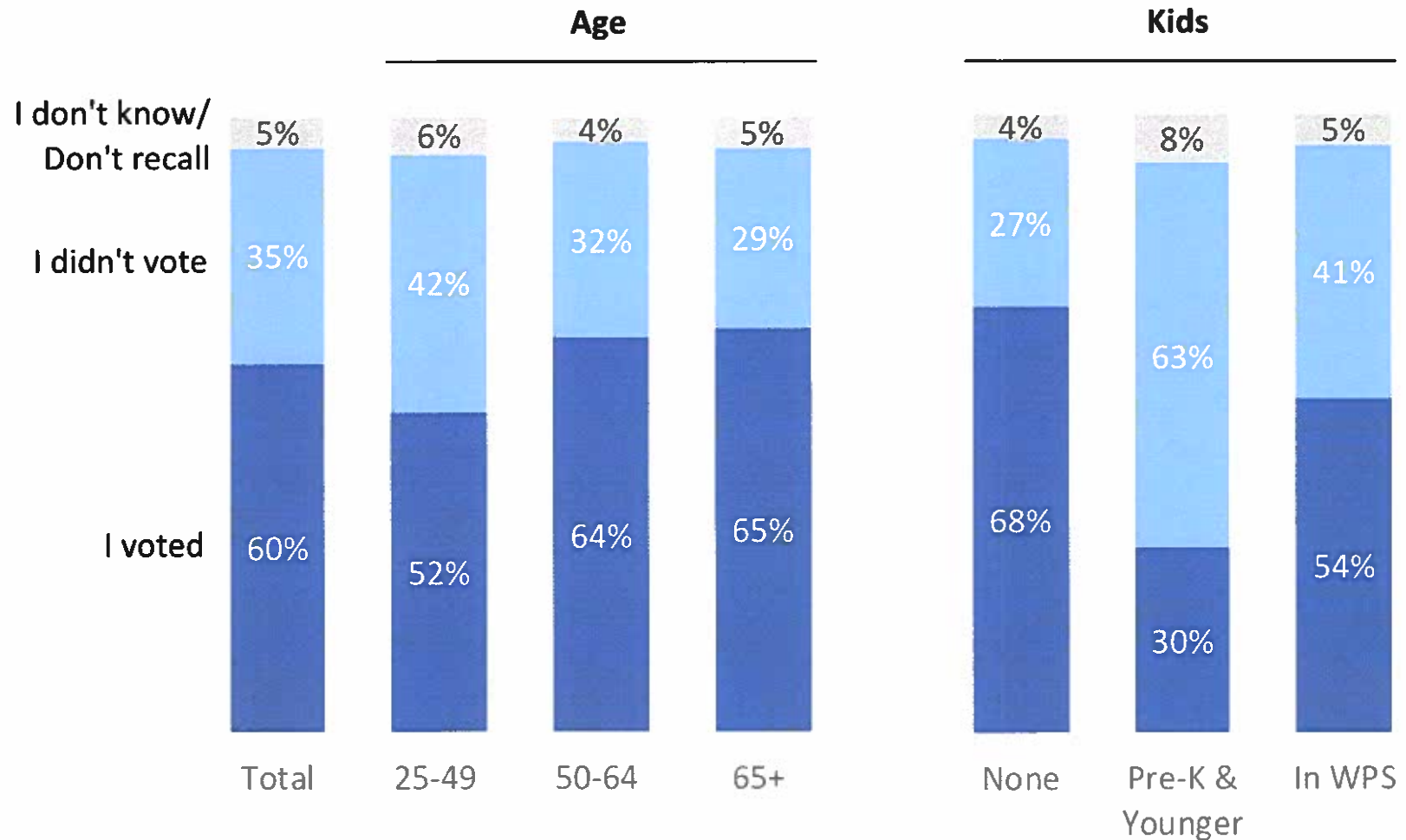
Reasons For Low Turnout at Annual Budget Vote

Early Draft

	Total	Age			Voted	
		25-49 (A)	50-64 (B)	65+ (C)	Yes (P)	"No/Don't Know" (Q)
Base	(1411)	(697)	(494)	(220)	(822)	(589)
	%	%	%	%	%	%
Voting (Net)	47	55^{BC}	45^C	35	40	56^P
Didn't know about the vote	29	35 ^{BC}	27	22	22	40 ^P
Meant to vote, but forgot	26	28 ^C	27	21	27	24
Aware there was a vote, but didn't know where to vote	8	10 ^{BC}	7	5	6	11 ^P
Not interested/Don't care	56	55	55	58	66 ^Q	40
Too busy/conflicting schedule	54	65 ^{BC}	51 ^C	38	52	56
Out of town	13	13	13	14	15 ^Q	10
Illness or disability	2	1	1	5 ^{AB}	3 ^Q	1
Transportation issue/couldn't get to the polls	2	2	1	4 ^{AB}	2	2
Other reason	22	16	24 ^A	27 ^A	23	20

Whether Voted on Budget in May, 2018

Early Draft



Demographic Summary

Early Draft

	Total (1411)
Age	%
25-49	40
50-64	38
65+	23

	Total (1411)
Gender	%
Male	50
Female	50



	Total (1411)
Income	%
Less than \$150K	20
\$150-\$249,999	19
\$250-\$399,999	17
\$400,000 or more	19
Prefer not to say	25

	Total (1411)
Size of Household	%
1	20
2	24
3	15
4	33
5	17
6+	4

	%
Presence of Children	72
Have Children in Wilton Public Schools	56
Have Children not in Wilton Public Schools	18
Have Children Younger than Kindergarten	10
No Children Living in Household	28