

**BOARD OF FINANCE
PUBLIC HEARING ON
BOARD OF EDUCATION FY20 BUDGET
March 29, 2021
7:00 P.M.
HELD ELECTRONICALLY**

PRESENT

Board of Finance: Jeff Rutishauser, Michael Kaelin, Stewart Koenigsberg, Kevin Gardiner, Chris Stroup, Sandra Arkell

Board of Education: Debbie Low, Glenn Hemmerle, Gretchen Jeanes, Ruth DeLuca, Jennifer Lalor, Mandi Schmauch, Dr. Kevin Smith

ALSO PRESENT: Anne Kelly-Lenz (Wilton and BoE CFO) and members of the public

Board of Finance Chairman Jeff Rutishauser called the Public Hearing to order at 7:00 p.m.

Mr. Rutishauser introduced the Board of Finance. He noted that there will be two short presentations by the Board of Finance and by the Board of Education followed by an opening to the public for their comments on the Board of Education FY22 budget.

Mr. Rutishauser began reviewing the attached BoF presentation.

Before the conclusion of Mr. Rutishauser review, he noted that there would be a BoF Hearing on the BoS budget taking place on March 30, 2021 at 7:00pm, Mill Rate deliberations on April 6-8, 2021 and on May 8, 2021 the Annual Town Meeting. Mr. Rutishauser concluded his comments at approximately 7:06 p.m., at which time he introduced Debbie Low, Board of Education Chair.

Ms. Low introduced the members of the Board of Education and commended the Dr. Kevin Smith and the leadership team of the district and the building principals for the weeks and even months putting this budget together. She noted a special thanks to Anne Kelly-Lenz (CFO BoE) and MaryAnn Salvato (BoE Business Office Manager) and Lucille Denovio (Administrative Asst to the Superintendent) for their special efforts and support. Ms. Low then began reviewing the attached BoE presentation.

Mr. Rutishauser then opened the floor to public comment at approximately 7:30pm. Three citizens spoke and expressed their views on the BOE budget:

Steve Hudspeth of Glenn Hill Rd
Lisa Smith of Rolling Ridge Rd
John Kalamarides of Westport Rd

Mr. Rutishauser then read the attached email sent in from Chauncey Johnstone

There being no further comments, the hearing adjourned at 7:40 p.m.

Respectfully submitted,

Jacqueline Rochester
(from video recording)

Att: Board of Finance presentation
Board of Education presentation

BOARD OF FINANCE

FY 22 BUDGET PRESENTATION

- FY22 Budget Highlights
- Role of BOF in Town Budget
- FY22 Budget Summary
- Two -Year Budget Comparison
- BOF Budget Approval Process

FY 22 BUDGET HIGHLIGHTS

- BOE budget request is \$84.8 million (2.99% increase)
- BOS budget request is \$33.5 million (1.73% increase)
- Debt Service is \$9.2 million (2.32% increase)
- Total Operating Requirement is \$128.8 million (1.21% increase)
- Tax Relief for Elderly/Disabled remains \$1.23 Million
- Total Funding Requirement is \$120.7 million (3.70% increase)
- Net Taxable Grand List (Collectable) increased by 1.34%
- Mill Rate increased to **28.1013** (2.33% increase)

FY 22 BUDGET HIGHLIGHTS

(CONTINUED)

- FY22 General Fund balance is set at 10.0% of Town Operating Budget
- Reserves returned a normal (pre-COVID) level of \$1.28 million
- Other (Non-Tax) Revenues are up \$1,094,000, mainly from:
 - Higher collection of Tax Liens (+\$100,000)
 - Education Grants from State (+\$462,000)
 - Higher Licenses, Permits & Fees (+\$402,000)
- Pension is funded at 96% of liabilities as of June 30, 2020
- Moody's reaffirmed Wilton's Aaa bond rating – February 2021

THE ROLE OF THE BOARD OF FINANCE IN THE TOWN BUDGET

- The BOF is required to hold hearings on BOE and BOS budget requests
- The BOF will evaluate BOE and BOS budgets and recommend the FY22 Budget and associated Mill Rate to the Annual Town Meeting
- The BOF considers the following when developing the Mill Rate:
 1. The views of the Town's citizens expressed through direct communication (*boardoffinance@wiltonCT.org*)
 2. The financial resources of the Town
 3. Whether the BOE and the BOS can find savings in their respective budget requests
 4. The appropriateness of revenue, debt service and General Fund balance amounts

FY 22 BUDGET SUMMARY

\$ Thousands

	FY 21 BUDGET	FY 22 REQUEST	\$ FROM FY 21	% FROM FY 21
Education	82,345	84,804	2,460	2.99%
Selectmen (Operating & Capital)	32,915	33,485	570	1.73%
Debt Service	9,015	9,224	209	2.32%
Reserves**	2,969	1,275	(1,694)	(57.0)%
TOTAL OPERATING REQUIREMENTS	127,244	128,789	1,545	1.21%
Tax Relief for Elderly & Disabled	1,231	1,231	--	0.00%
Non-tax Revenue	(4,349)	(5,444)	1,094	25.2%
Drawdown of excess fund balance	(7,719)	(3,858)	(3,861)	(50.0)%
TOTAL TO BE FUNDED FROM PROPERTY TAX	116,406	120,717	4,312	3.70%
Grand List (Collectable)	4,238,870	4,295,817	1,564	1.34%
Collection Rate	99.0%	99.3%		0.3%
REQUIRED MILL RATE	27.4616	28.1013	2,748	2.33%

** FY21 Reserves reflect significant increase due to COVID concerns – FY22 Reserves are return to Pre-COVID normal reserves set at 1% of Operating Budget

TWO -YEAR BUDGET COMPARISON

FY20 vs. FY22

	FY 20 APPROVED	FY 22 REQUEST	% FROM FY 20
Education	82,345	84,804	3.0%
Selectmen (Operating & Capital)	33,816	33,485	(1.0)%
REQUIRED MILL RATE	28.5373	28.1013	(1.5)%

Compared to last Pre-COVID Year, FY22 Mill Rate Lower than FY20

BOARD OF FINANCE FY22 BUDGET APPROVAL PROCESS

March 29 & 30	Board of Finance Public Hearings to Discuss & Recommend FY22 Budget. Hearings will be held via Zoom Webinar. Meeting access link will be posted on Town website
April 6-8	Board of Finance holds Budget and Mill Rate Deliberation Meetings
May 8	Annual Town Meeting to vote on BOF Budget and Mill Rate Recommendations

WILTON BOARD OF EDUCATION PROPOSED 2021-2022 BUDGET

BOARD OF FINANCE PUBLIC HEARING

MARCH 29, 2021



Wilton Board of Education Members: Deborah Low - Chairman

Glenn Hemmerle - Vice Chairman, Gretchen Jeanes - Secretary, Ruth DeLuca, Jennifer Lalor, Mandi Schmauch

Superintendent of Schools Kevin Smith, Ph.D.



2021-2022 Budget Goals

- **SUPPORT COVID RECOVERY**
- **ADDRESS TOP PROGRAM PRIORITIES**
- **CONTINUE FORWARD WITH DISTRICT STRATEGIC PLAN**
- **DEMONSTRATE FISCAL RESPONSIBILITY**



K-12 Enrollment

Projection	Miller-Driscoll	Cider Mill	Middlebrook	WHS	K-12 Total
2019 Essman for 2020	717	801	935	1307	3760
<i>Actual 2020</i>	<i>670</i>	<i>779</i>	<i>925</i>	<i>1289</i>	<i>3663</i>
2020 Essman for 2021	659	754	901	1235	3549
BUDGETED 2020 Essman + survey	671	775	906	1237	3590

- K-12 enrollment does not include Pre-school, Community Steps, or outplacements
- COVID impacted 2020 enrollment - 154 students withdrew to private school or home-schooling
- 2021 enrollment prediction challenging:
 - Essman projection used actual 2020 as a base
 - Some students who withdrew will return (survey)
 - Will more students return?
 - Impact of active real estate market not fully known



2021-2022 Budget Development

**October
2020**

Superintendent
Smith and staff
begin budget
development

**November
2020**

Tri-Board
meeting: budget
overview
discussion with
Board of
Selectman and
Board of
Finance

**January
2021**

Board of
Education
adopts 2021-
2022 budget
goals and
assumptions

**February
2021**

Superintendent
Smith initial
presentation to
Board of
Education

**March
2021**

March 2-4
Budget
Workshops

March 4
Board of
Education -
Board of
Finance Joint
Meeting

MARCH 9, 2021 BOE APPROVES PROPOSED 2021-2022 BUDGET



Budget Proposal Total

\$84,804,215

+ \$2,459,652

2.99% year to year



Historical Budget Increases

2015-16

1.98%

2016-17

0.77%

2017-18

0.00%

2018-19

1.62%

2019-20

0.00% + \$468,000 from Town

2020-21

0.00%

**2021-2022
Proposed Budget
2.99%**

**AVERAGE
INCREASE
1.13% OVER 7
YEARS**



COVID Recovery



**Learning
Loss
Learning
Gaps
Social
Emotional
Impact**

Support Needed

- K-5 class sizes at lower end of traditional class size range
- Assessments and intervention
- Additional math interventionist at CM
- Supplementary instruction if necessary
- Partially fill STEM coach vacancy at WHS (Math focus)
- Additional WHS social worker support
- Implement mental health assessment at WHS



Top Program Priorities

- **K-5 Curriculum development, staff training, and new assessments in phonics, phonemic awareness, word study, grammar units**
- **K-8 training by Teacher's College**

Continue to Strengthen Language Arts program

Raise Math Achievement

- **Add math interventionist at CM**
- **Provide supplemental instruction in targeted grade levels**
- **Revise level 1 Algebra course at WHS**
- **Add part-time STEM coach at WHS (math focus)**

- **Strengthen early intervention services**
- **Revise level 1 Algebra course at WHS**

Special Services: Narrow the achievement gap

Increased attention to mental health needs

- **Continue RULER program (social-emotional learning)**
- **Additional .5 FTE WHS social worker**
- **Mental health assessment at WHS**



Continue Forward - District Strategic Plan



**Achieving these
ideals requires...**

ASSESSMENT DESIGN

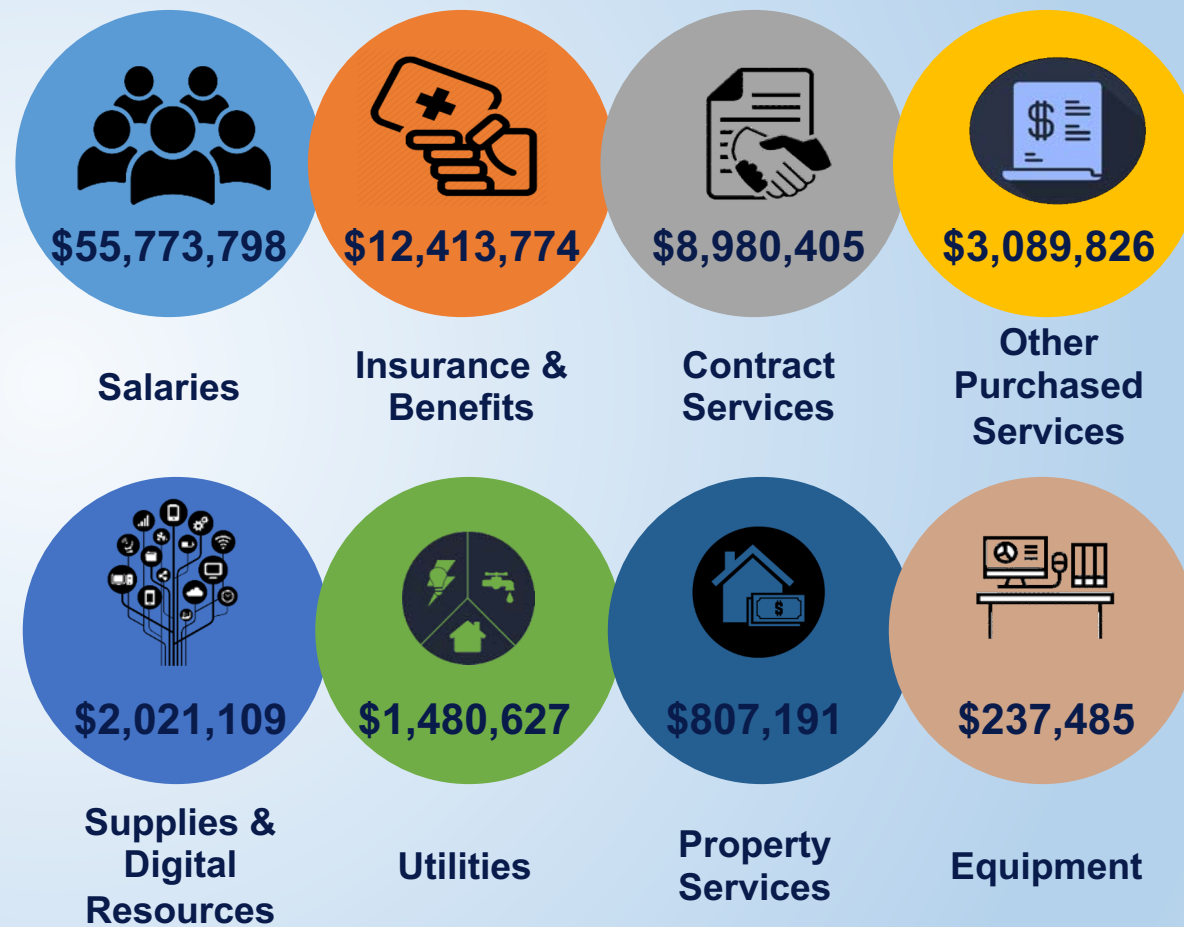
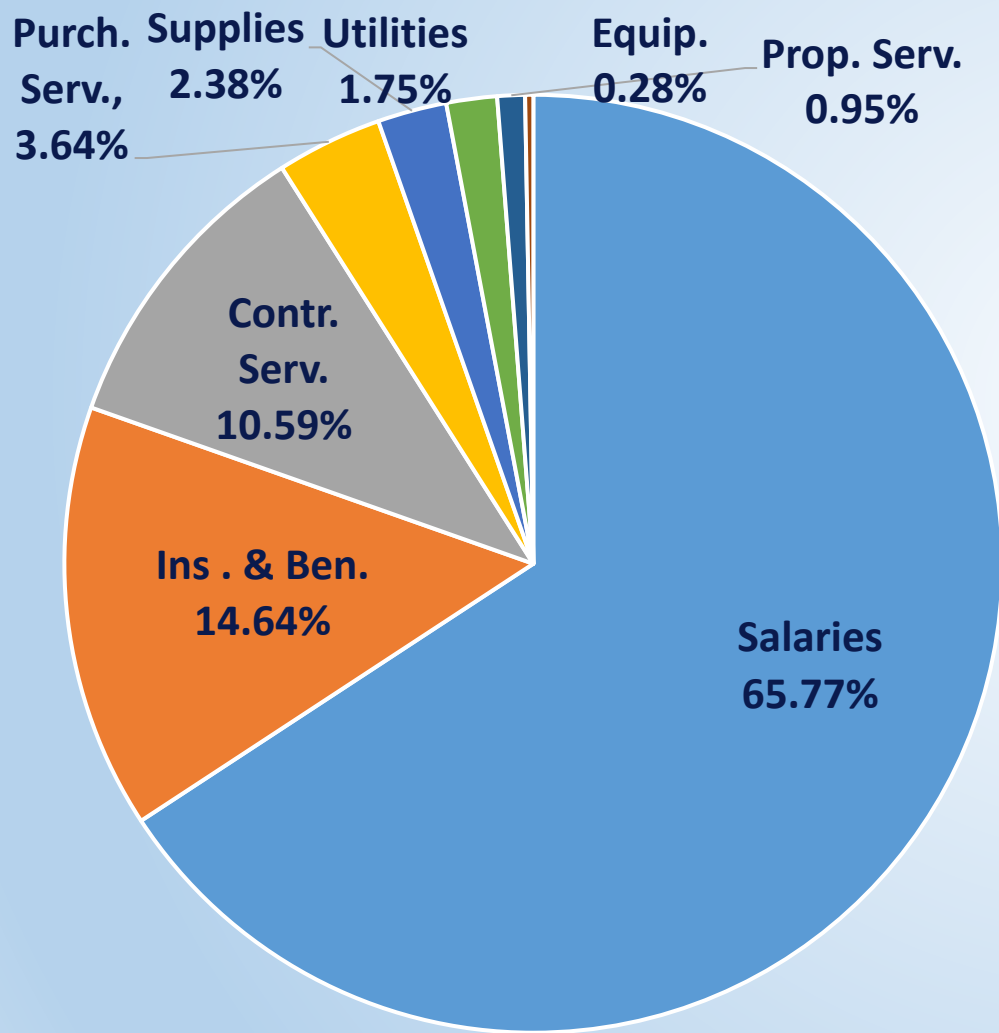
CURRICULUM DEVELOPMENT

**NEW AND REVISED COURSE
PROPOSALS AND PROGRAMS**

ROBUST STAFF TRAINING



Budget Components





Budget Components Detail

	Salaries	Insurance & Benefits	Contracted Services	Other Purchased Services	Supplies & Digital Resources	Utilities	Property Services	Equipment
*2019 Actual	\$52,181,743	\$10,946,000	\$8,768,053	\$4,914,311	\$1,818,299	\$1,727,323	\$1,048,064	\$2,119,068
*2020 Actual	\$53,583,805	\$11,363,923	\$9,617,155	\$2,711,809	\$1,857,327	\$1,326,647	\$553,263	\$1,437,763
2021 Budgeted	\$54,588,524	\$11,869,956.	\$8,733,909	\$2,962,621	\$1,857,355	\$1,523,896	\$650,841	\$157,461
2022 Request	\$55,773,798	\$12,413,774	\$8,980,405	\$3,089,826	\$2,021,109	\$1,480,627	\$807,191	\$237,485
Difference	\$1,185,274	\$543,818	\$246,496	\$127,205	\$163,754	-\$43,269	\$156,350	\$80,024
% Increase	2.17%	6.10%	2.82%	4.29%	8.82%	-2.84%	24.02%	50.82%

*Actuals exclude ECR reimbursement to Town



Contracts and Projections

UPSEU
+2-2.3%

Local #1303
Custodians
+2%

STA Bus Contract
+4%

Wilton Educators
Association
+3.02%

Wilton Administrators
& Supervisors
Association
+2.5 – 3%

Health Benefits
+6%



Staffing Changes

CERTIFIED STAFFING	PROGRAM ADD FTE	ENROLLMENT REDUCE FTE	TOTAL BUDGET IMPACT FTE	GRANT FUNDED FTE
Miller/Driscoll Classroom	+1.0			
Cider Mill Classroom	+1.0			
Cider Mill Art		-0.5		
Cider Mill Music		-0.5		
Cider Mill PE		-0.5		
WHS STEM (Math) Coach	Current 1.0 vacancy – fill 0.5 with math focus	-0.5		
WHS Course Sections		-1.0		
Cider Mill Math Interventionist				+1.0
WHS Social Worker				+0.5
TOTAL	2.0 FTE	-3.0 FTE	-1.0 FTE	+1.5 FTE

NON-CERTIFIED STAFFING	PROGRAM ADD FTE	REDUCE FTE	TOTAL FTE BUDGET
Special Ed Paraprofessional	+1.0		
Athletic Trainer	+0.5		
Secretarial Support		-2.0	
TOTAL	+1.5	-2.0	-0.5 FTE

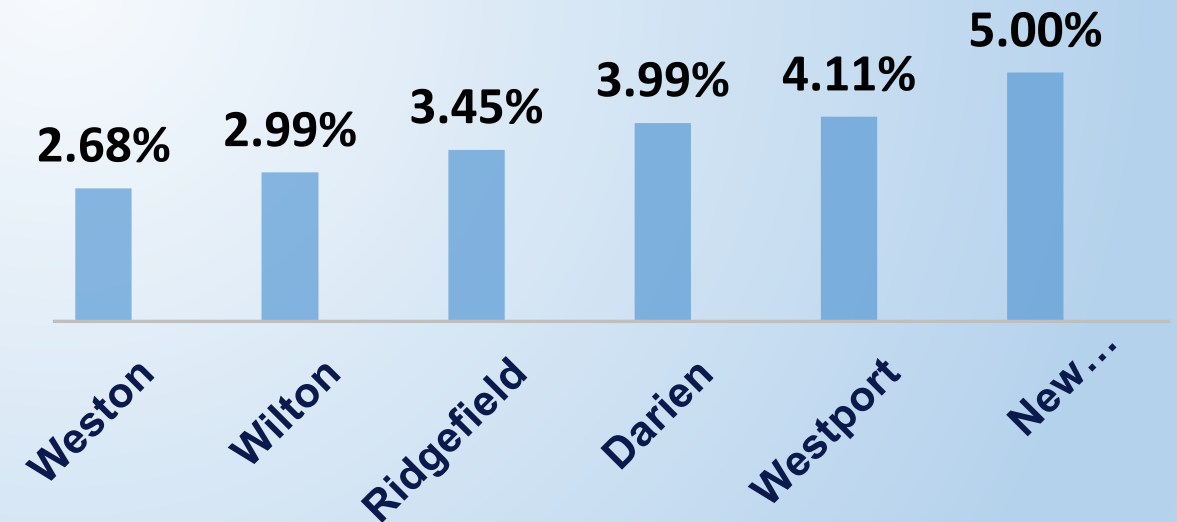


Fiscal Responsibility

BOE Budget Deliberations

- Reduced or eliminated some items
- Deferred some items
- Moved 1.5 FTE to newly available grant funding
- Revised some estimates
- Refined enrollment reductions
- 2.99% proposed increase
- 1.13% average increase over 7 years (including this proposal)

2021-22 DRG A PROPOSED BUDGETS

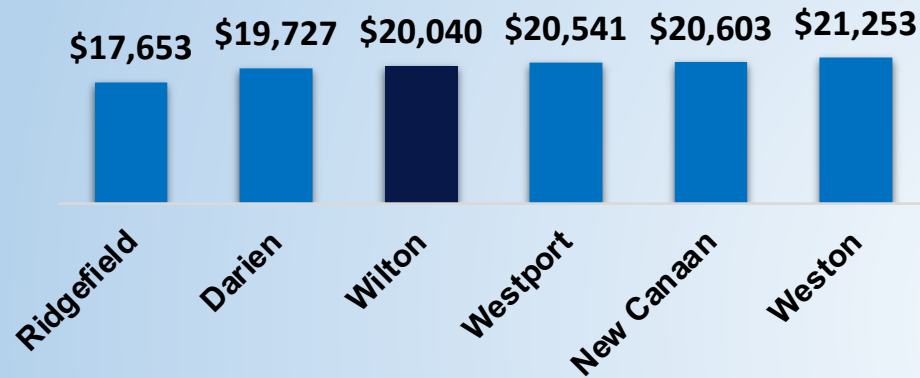




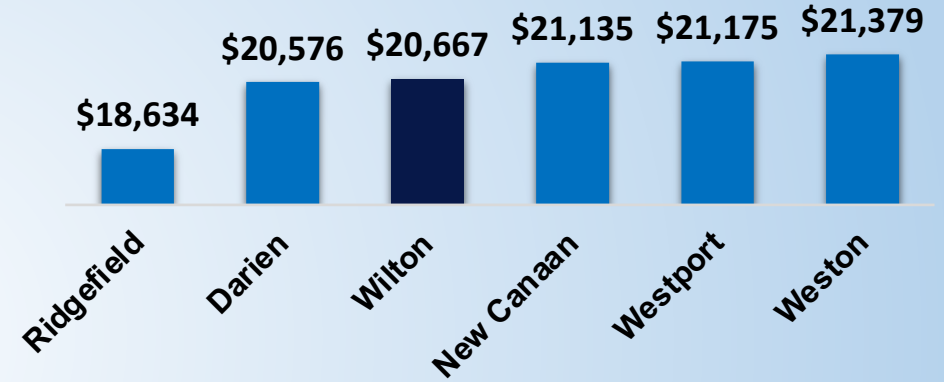
Fiscal Responsibility

DRG A Per Pupil Expenditures

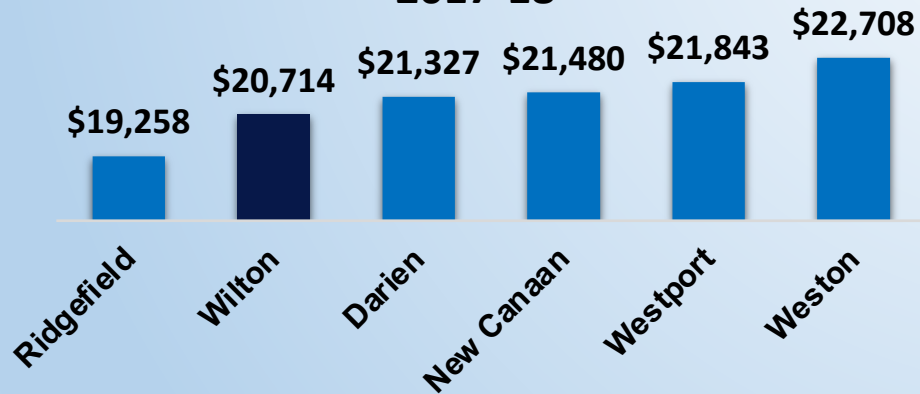
2015-2016



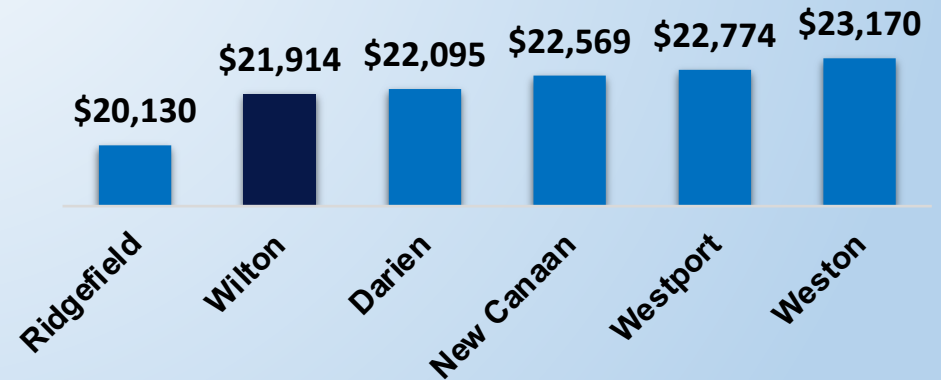
2016-2017



2017-18



2018-19





Excellence



99% Graduation Rate

93% College Enrollment Rate

99% College Persistence Rate (Year 1 to Year 2)

84% College Graduation Rate

Class of 2020 College Admissions -

Our students continue to gain admission to some of most selective colleges in the U.S.

**Boston College
Bowdoin College
Bucknell University
California Institute of
Technology
Colby College
Colgate University
Columbia University**

**Cornell University
Duke University
Emory University
Harvard University
Harvey Mudd College
Johns Hopkins University
Middlebury College
New York University**

**Northeastern University
Rennsselaer Polytechnic Institute
Santa Clara University
University of Chicago
University of Pennsylvania
Vanderbilt University
Wake Forest**



2020 College Bound Athletes: 8 Division I

2 Division II

12 Division III



- **IN 2021 WILTON WAS RANKED THE 4TH BEST SCHOOL DISTRICT IN THE STATE - NICHE.COM**
- **2019 & 2020: WILTON HIGH SCHOOL *GREATSCHOOLS* COLLEGE SUCCESS AWARD**
- **2019 & 2020: NAMM FOUNDATION BEST COMMUNITY FOR MUSIC EDUCATION**
- **WHS RANKED AMONG TOP 1% IN THE NATION – US NEWS AND WORLD REPORT**
- **2019 GOLDEN ACHIEVEMENT AWARD COMMUNITY OUTREACH AWARD - WILTON READS**
- **2020 MIDDLEBROOK US DEPARTMENT OF EDUCATION GREEN RIBBON SCHOOL**
- **2020 CAS- CIAC CHALLENGE TO EDUCATIONAL CITIZENSHIP AWARD**
- **SAT SCORES IN LANGUAGE ARTS AND MATH AMONG HIGHEST IN THE STATE**
- **AVERAGE MEAN ACT SCORE FOR THE CLASS OF 2020 IS 28. NATIONAL ACT MEAN IS 20.7**
- **2020 ADVANCED PLACEMENT (AP) 92% OF STUDENTS SCORED A 3 OR BETTER**
- **2021 9 NATIONAL MERIT SEMI-FINALISTS**

THANK YOU

