

WILTON POLICE DEPARTMENT



2017

Annual Report

Mission Statement

Our mission is to serve and to protect all citizens, and to maintain peace and preserve the quality of life within the Town of Wilton by upholding the highest standards of integrity, fairness and vigilance. We are committed to defending civil rights, honoring the value and dignity of every person, and insuring the equitable and just application of the law. We strive to build upon our professionalism by valuing teamwork, encouraging innovation, accepting accountability, and seeking knowledge and growth.

Table of Contents

Calls for Service	1
Figure-1 Calls for Service 2013-2017	
Figure-2 CFS Breakdown 2017	
Motor Vehicle Crashes	3
Table-1 Motor Vehicle Crashes 2013-2017	
Figure-3 Motor Vehicle Crashes 2013-2017	
Crime.....	4
Table-2 Offense Report 2013-2017	
Figure-4 Arrests 2013-2017	
Motor Vehicle Enforcement.....	6
Figure-5 Traffic Stops 2013-2017	
Figure-5 DUI Arrests 2013-2017	
Table-3 Traffic Stop Data Collection 2017	
Domestic Violence	8
Figure-7 Domestic-Related Incidents 2015-2017	
Table-4 Family Violence Statistics 2017	
Table-5 Family Violence Analytics 2017	
Figure-8 Family Violence Incidents 2015-2017	
Table-6 Family Violence Offense Breakdown 2017	
Table-7 Lethality Assessment Program Data 2016-2017	
Pursuits	10
Table-8 Pursuit Data 2017	
Figure-9 Pursuits 2015-2017	
Use of Force	11
Table-9 Type of Force Used 2017	
Table-10 Use of Force Incident Data 2017	
Figure-10 Use of Force Incidents and Officers Involved 2015-2017	
Figure-11 Use of Force to Arrest Ratio 2017	
Figure-12 Use of Force to Call for Service Ratio 2017	
Internal Affairs.....	13
Table-11 Internal Affairs Dispositions 2017	
Crisis Intervention Team	14
Table-12 CIT Incident Data 2017	
Table-13 CIT Consumer Data 2017	
Community Policing	15
Notable Arrests.....	17



Calls for Service

A call for service (CFS) is any assignment requiring action by the police to correct, resolve or assist. A CFS can be initiated by the public or a police officer. Each call for service is assigned an incident number in the Department's Computer Aided Dispatch (CAD) system.

In 2017 the Department logged a total of **16,275** CFS. This represents a 2% increase from the 2016 number of 15,932 and continues an upward trend in CFS since 2014. There are several identified contributors to the increase in CFS from 2016 to 2017 to include larceny related investigations, deterrent runs (d-runs), and general resident assists. The upward trend in CFS since 2014 is significantly correlated to an increase in self-initiated motor vehicle enforcement by officers in the same time period. Since 2014 the Department has averaged approximately 1,593 more traffic stops annually than the 2014 total. In 2014 the Department experienced four (4) retirements and was operating greatly understaffed. As the Department has filled vacancies it has created more opportunity for officer's to proactively enforce motor vehicle laws, which significantly contributes to keeping our roads and Town safe.

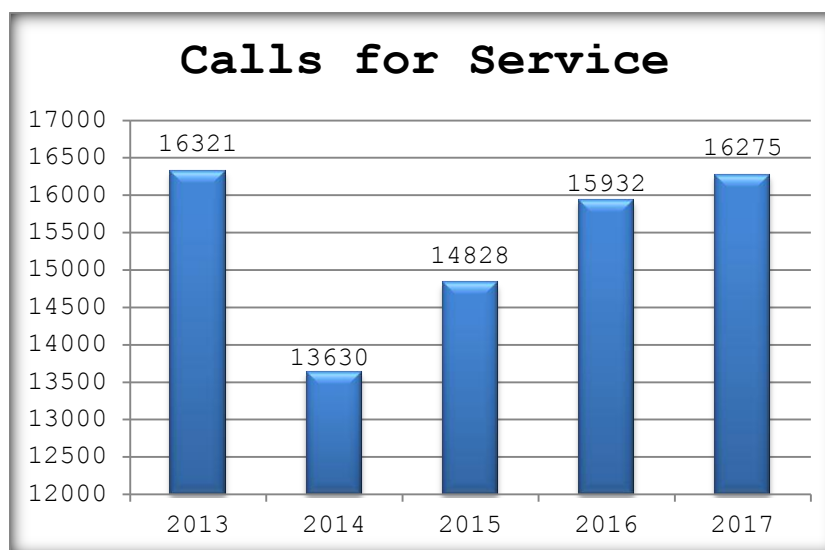


Figure-1 Calls for Service 2013-2017



The below pie chart is a breakdown of Department CFS in 2017 by categories of Criminal Investigations, Motor Vehicle Investigations, Emergency Medical Service (EMS), Alarm Response, and Other Service. The category of Other Service encompasses activities such as motor vehicle lock-outs, permits, and general resident assists. Specific data related to motor vehicle crashes and crime will be documented in the following sections.

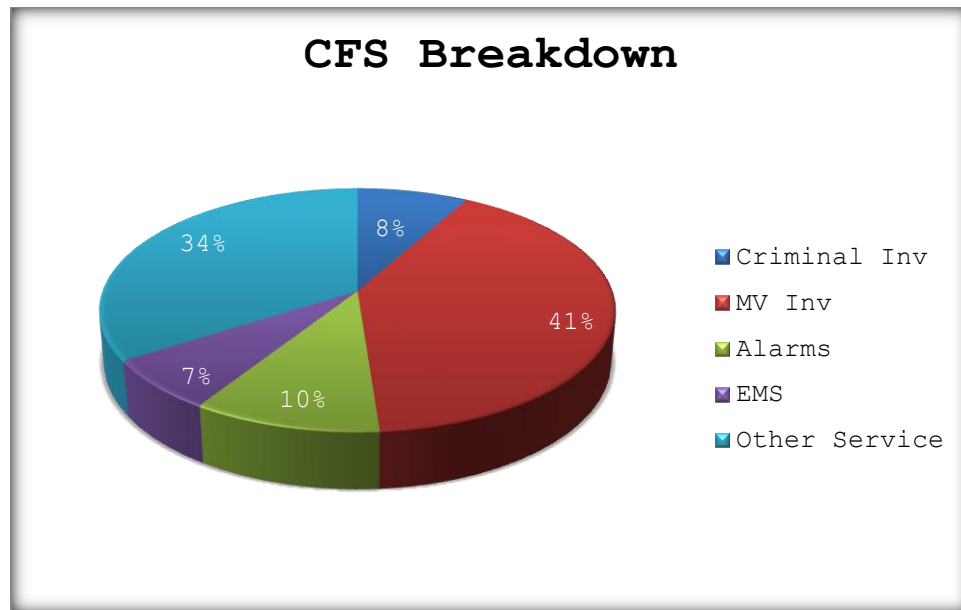


Figure-2 CFS Breakdown 2017



Motor Vehicle Crashes

According to in-house records management data analyzing the Model Minimum Uniform Crash Criteria (MMUCC) reports there were **494** reportable motor vehicle crashes that occurred on public highways in the Town of Wilton in 2017, which represents the lowest total crashes in the last five years. In **115** of the reportable crashes there were complaints of injuries sustained and **one (1)** crash resulted in a fatality. Additionally, there were **168** private property crashes that required police response and in most instances reporting.

The five year (2013-2017) moving average of total crashes is **504**.

The five year (2013-2017) moving average of crashes with injuries and/or fatalities is **120**.

Crash Severity	2013	2014	2015	2016	2017
Property Damage Only	354	401	414	373	381
Injury	163	96	97	126	112
Fatal	0	1	1	1	1
Total	517	498	512	500	494

Table-1 Motor Vehicle Crashes 2013-2017

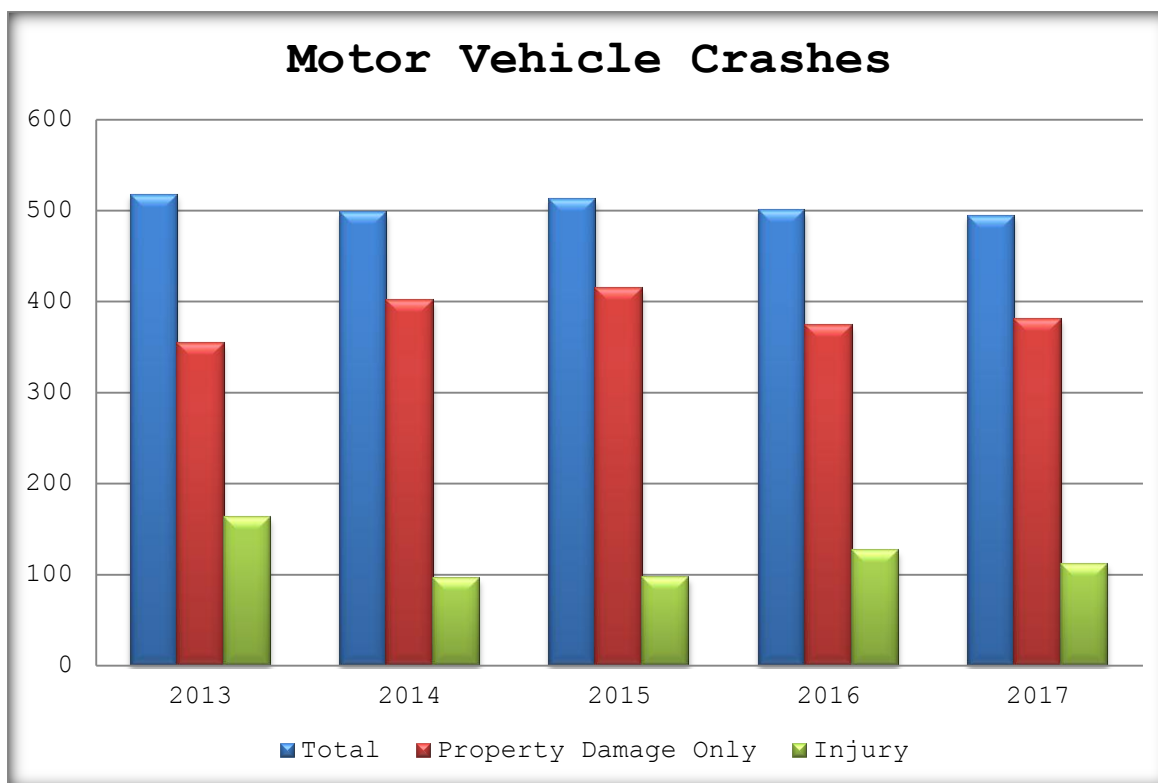


Figure-3 Motor Vehicle Crashes 2013-2017



Crime

The Wilton Police Department utilizes the National Incident-Based Reporting System (NIBRS) to submit Uniform Crime Reporting (UCR) data to the State of Connecticut. The data indicates the number of offenses brought to the attention of the Department based on victim, police or witness reports. The data in the below table has been obtained from the Connecticut Department of Emergency Services and Public Safety Crime Analysis Unit.

Crimes Against Persons					
	2013	2014	2015	2016	*2017
Homicide	0	0	0	0	0
All Assaults	12	17	12	21	33
All Sex Offenses	0	0	0	3	5
TOTAL	12	17	12	24	38
Crimes Against Property					
	2013	2014	2015	2016	*2017
Burglary	26	13	17	15	14
Robbery	0	0	0	0	2
Counterfeiting/Forgery	4	4	12	12	7
Destruction of Property	8	6	9	14	24
Embezzlement	6	3	3	4	1
All Fraud	11	6	13	54	71
All Larceny	82	47	57	50	125
Motor Vehicle Theft	4	2	2	6	6
Bribery	0	0	0	0	1
Extortion/Blackmail	0	0	0	0	1
TOTAL	141	81	113	155	252
Crimes Against Society					
	2013	2014	2015	2016	*2017
Drugs/Narcotics	8	14	24	26	19
Prostitution	0	2	1	0	1
Weapon Violations	0	3	3	5	3
TOTAL	8	19	28	31	23

Table-2 2013-2017 Offense Report

*2017 data is preliminary



The Department experienced an approximately 63% increase in overall crimes against property. The spike is largely attributed to increases in the categories of Fraud and Larceny offenses. Fraud related offenses incorporate the crime of Identity Theft. In 2017 Connecticut NIBRS added the crime of Identity Theft to its list of offenses. Therefore, the increase in Fraud offenses can be attributed to more accurate reporting of the prevalent crime Identity Theft. The significant increase in Larceny offenses is largely attributed to a statewide uptrend in thefts from motor vehicles. The Department received reports of forty-five (45) thefts from motor vehicles in 2017, a 96% increase from the previous year.

In 2017 the Department was involved in a total of ***one-hundred and eighty-four (184)*** incidents that resulted in the arrest of 159 offenders (some offenders arrested for multiple incidents).

In 2017 the department made a total of ***thirty (30)*** arrests for drug-related charges. In addition, a total of ***sixty-one (61)*** infractions for possession of less than ½ ounce of marijuana and/or paraphernalia were issued.

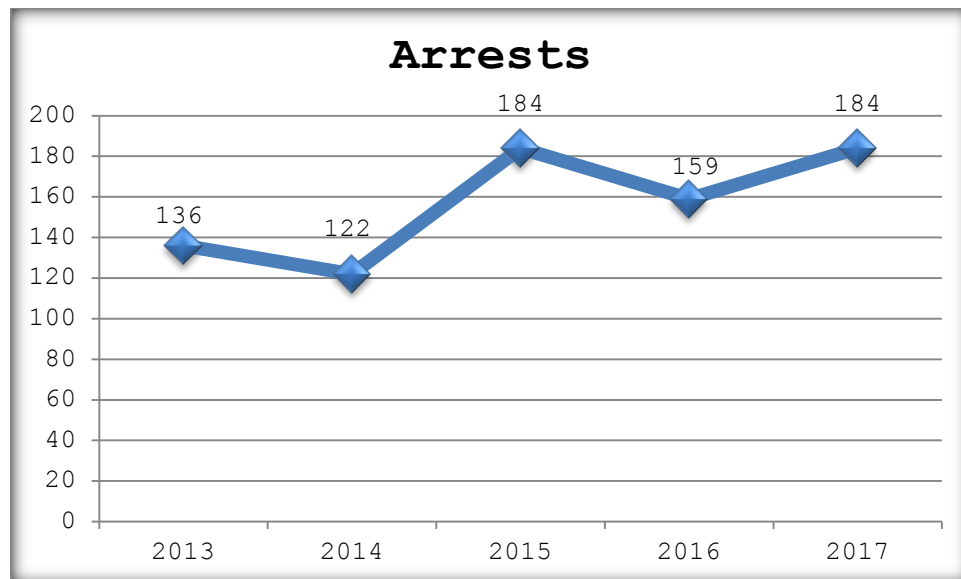


Figure-4 Arrests 2013-2017



Motor Vehicle Enforcement

The Department is committed to the safety of our Wilton community. That is to be safe on our roads and free of crime. One method the Department utilizes to accomplish these goals is proactive high-visibility traffic enforcement. The proactive enforcement of motor vehicle laws serves several purposes. It curtails dangerous driving behaviors as well as provides visibility in our community that both detects and deters crime.

In 2017 the department initiated a total of **5,224** traffic stops. A total of **900** traffic stops were a result of strategic enforcement related to citizen complaints, identified areas of high crash frequency, and grant activity such as Distracted Driving High Visibility Enforcement (DDHVE), Click it or Ticket, and DUI.

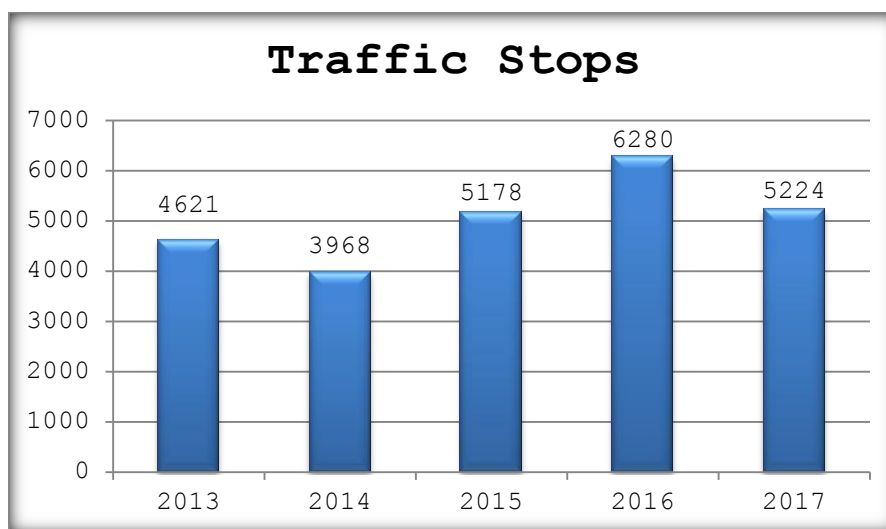


Figure-5 Traffic Stops 2013-2017

The proactive enforcement of motor vehicle laws also assists in the detection of driver's impaired by alcohol and/or drugs. In 2017 the Department made a total of **forty-three (43)** arrests for DUI charges.

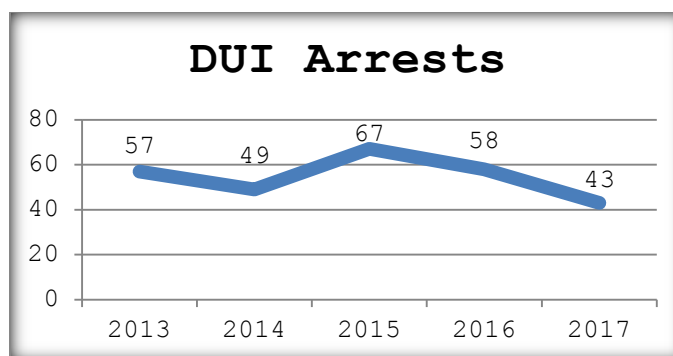


Figure-6 DUI Arrests 2013-2017



The Wilton Police Department complies with the *Alvin W. Penn Racial Profiling Prohibition Act*. The Act, which has been incorporated in the Connecticut General Statutes, requires the collection of data related to traffic stops such as race, color, ethnicity, age and gender of operator of motor vehicle (based on the observation and perception of the officer). The collection of data related to disposition of the stop, including whether a warning, citation or summons was issued, whether a search was conducted and whether a custodial arrest was made is also required. The below table is the data collected by the Wilton Police Department in 2017.

WILTON POLICE DEPARTMENT
2017-01-01 00:00 Thru 2017-12-31 23:59

	Gender		Ethnicity			Resident		Custodial Arrest		Enforcement Category			Authority for Search					
	Female	Male	Hispanic	M Eastern	N/A	Municipal	CT	Yes	No	General	Blind	Spot Chk	N/A	Consent	Invent	Other		
White:	1607	2803	717	4	3689	919	4053	35	4375	3264	1017	129	4298	14	46	52		
Black:	196	345	17	1	523	15	485	9	532	410	127	4	514	4	9	14		
Indian:	27	108	4	7	124	31	122	0	135	92	41	2	135	0	0	0		
Asian:	51	87	6	3	129	41	118	1	137	102	35	1	137	0	1	0		
Unknown:	0	0	0	0	0	0	0	0	0	0	0	0	0	0	0	0		
Totals:	1881	3343	744	15	4465	1006	4778	45	5179	3868	1220	136	5084	18	56	66		
	Stop Nature			Veh Searched		Vehicle Towed		Result of Stop						Duration of Stop			Contraband	
	Invest	Violation	Equip	Yes	No	Yes	No	UAR	Mis	Infract	Verbal	Written	None	0-15	16-30	Over 30	Yes	No
White:	43	3465	902	112	4298	125	4285	18	132	656	1952	1598	54	3475	747	188	31	4379
Black:	1	382	158	25	516	22	519	6	30	64	261	179	1	390	109	42	10	531
Indian:	1	108	26	0	135	1	134	0	2	18	59	55	1	101	31	3	0	135
Asian:	1	109	28	1	137	2	136	0	3	17	65	53	0	118	16	4	0	138
Unknown:	0	0	0	0	0	0	0	0	0	0	0	0	0	0	0	0	0	0
Totals:	46	4064	1114	138	5086	150	5074	24	167	755	2337	1885	56	4084	903	237	41	5183
Grand Total																		

Table-3 Traffic Stop Data Collection 2017



Domestic Violence

The Wilton Police Department strives to keep victims safe and hold offenders accountable when responding to incidents of domestic violence. The Department ensures victim safety and offender accountability through education and awareness, partnerships with local victim advocacy groups, and the arrest of offenders.

In 2017 the department responded to a total of *one-hundred (100)* domestic-related incidents. Of these incidents a total of *thirty-seven (37)* qualified as family violence incidents.

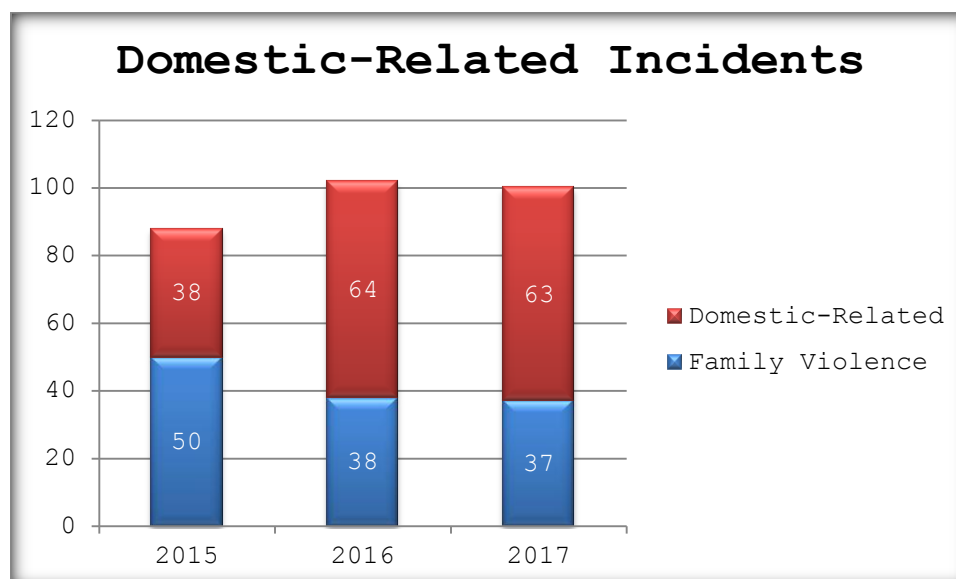


Figure-7 Domestic-Related Incidents 2015-2017

In 2017 probable cause was established in *thirty (30)* incidents to result in arrest. Of the 30 arrests, 16.67% (5) resulted in dual arrests. The prevailing relationship category for family violence incidents involved *dating relationships*, accounting for 54% (20) of all incidents.

Relationship	Arrest	Dual Arrest	No Arrest	Violence	Alcohol/ Drug	Child Present/Involved	Total
Spouse	5	2	1	6	4	2	8
Parent/Child	3	0	4	5	2	2	7
Siblings	1	0	0	1	1	0	1
Dating	16	3	1	11	6	5	20
Other	0	0	1	0	0	0	1
Total	25	5	7	23	13	9	
						Total Family Violence	37

Table-4 Family Violence Statistics 2017



Dual Arrest per FV Arrest	16.67%
Violence Related	62%
Alcohol/Drug Related	35%

Table-5 Family Violence Analytics 2017

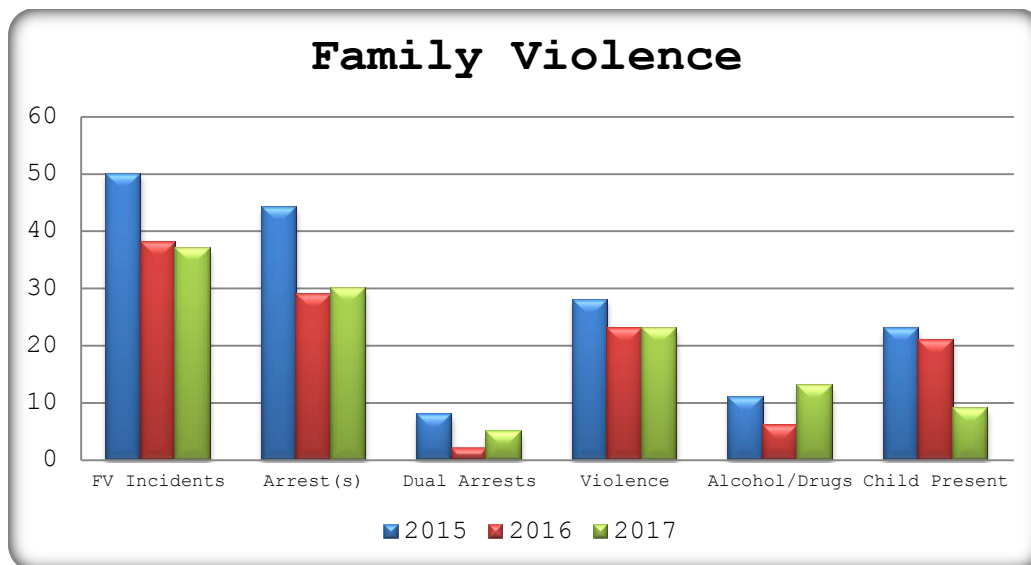


Figure-8 Family Violence Incidents 2015-2017

The following table is a breakdown of family violence incidents in 2017 that resulted in charges greater than Disorderly Conduct and/or Breach of Peace:

Strangulation	Stalking	Order of Protection Violation	Assault	Threatening
4	3	5	9	2

Table-6 Family Violence Offense Breakdown 2017

The Department strives to provide fair and compassionate services to victims and other persons affected by the turmoil of family violence. In 2013, the department implemented the Lethality Assessment Screening Program (LAP). LAP represents an innovative partnership with victim advocacy groups to implement nationally recognized risk assessment strategies to better serve victims of intimate partner violence in the greatest danger.

Year	Lethality Screens	High Danger	Non-High Danger	DNA	Spoke to Hotline Worker
2016	26	12	14	0	6
2017	42	19	23	0	19
TOTAL	68	31	37	0	25

Table-7 Lethality Assessment Program Data 2016-2017



Pursuits

In 2017 the department engaged in *five (5)* pursuits. Departmental review of the pursuits determined that four (4) were within policy. The one (1) pursuit that was determined to not be within policy resulted in corrective action taken with the officer involved. The following is an analysis of the year's pursuit activity:

Reason for Initiation		Outcomes				
MV Violation	Criminal Violation	Accident, Death or Injury	Arrest	Terminated by Officer	Terminated by Supervisor	Termination Device
4	1	0	2	2	1	1

Table-8 Pursuit Data 2017

The average duration of the pursuits was approximately 2 minutes and 2 seconds with the longest pursuit lasting approximately 4 minutes and 30 seconds and the shortest a duration of 33 seconds. While there were four (4) pursuits initiated for simple motor vehicle violations it is clear based on the duration of the pursuits that officers and/or supervisors were quick to recognize that the known risks of continuing pursuit outweighed the need for immediate apprehension and exercised proper decision-making in terminating the pursuits appropriately. The one (1) pursuit initiated for a criminal violation was due to a stolen motor vehicle that had been involved in an evading accident. The spike strips were effectively deployed in the incident, which resulted in an on-scene arrest.

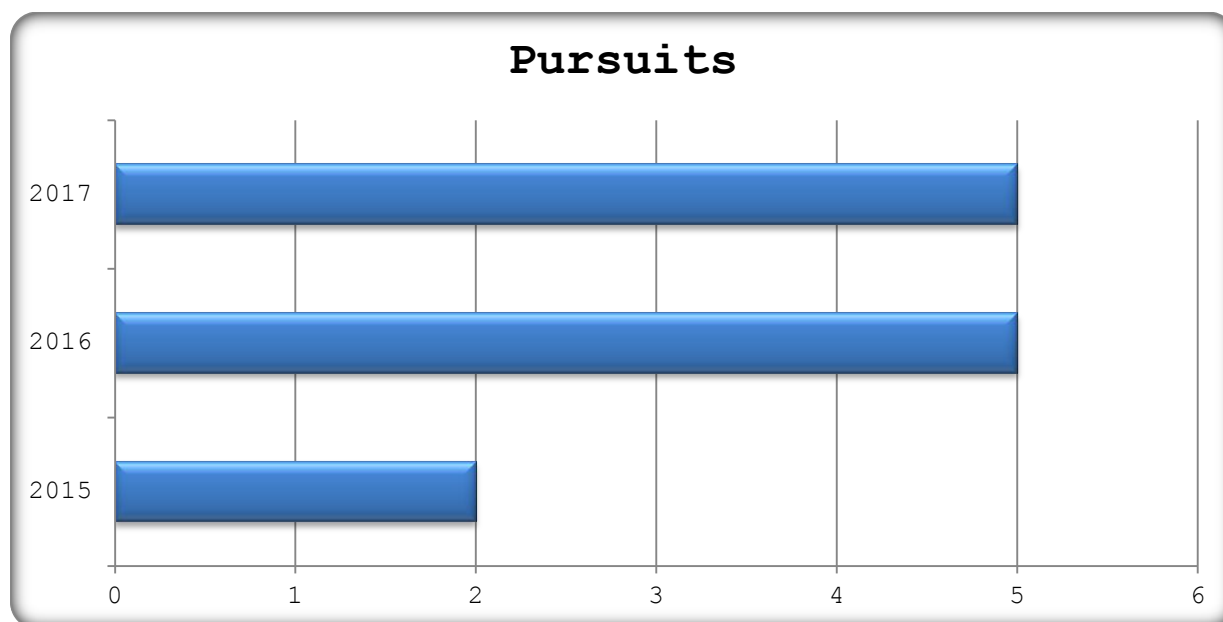


Figure-9 Pursuits 2015-2017



Use of Force

In 2017 there were **ten (10)** incidents that resulted in officer use of force (UOF), which represents a 9% decrease in UOF incidents from the previous year (11 incidents). Of the ten incidents some involved multiple officers using force which resulted in a total of nineteen (19) officer UOF reports completed, representing a 21% decrease from the previous year (24 officers). Five (5) officers were involved in more than one incident with the maximum being three. All UOF incidents were found to be within policy and training.

Type of Force		
Soft Hands	CEW-Point	Firearm-Point
5	1	4

Table-9 Type of Force Used 2017

Incident Data					
Arrest	Medical	Officer Injury	Subject Injury	Alcohol/Drugs	Weapons
8	1	1	1	5	5

Table-10 Use of Force Incident Data 2017

One (1) subject of force sustained a minor injury in the form of marks on wrists from handcuffs.

One (1) officer sustained injury due to being spit on in the face.

In the five (5) incidents involving weapons the subject was in possession of or had recently used an instrument as a weapon to include a firearm, knife, saliva, vehicle, and cell phone. There was an additional incident that force was used on a non-compliant operator wherein a hatchet was later located underneath the driver's seat.

In reviewing the demographics of the subject in which force was used seven (7) of the incidents involved male subjects. The average subject age was approximately 34 years old with the youngest subject being 13 and the oldest 55. In 80% (8) of the incidents the subject's race was white, 10% (1) black, and 10% (1) Asian. In 20% (2) of UOF incidents the subject's ethnicity was Hispanic.

The department's ratio of UOF to arrest is **5%**.

The department's ratio of UOF to calls for service is **.06%**.

There were **zero (0)** complaints of excessive force in 2017. In reviewing the use of force incidents for 2017 there were no identified patterns or trends that would indicate policy, training, tactics or officer safety concerns in the department's application of force.

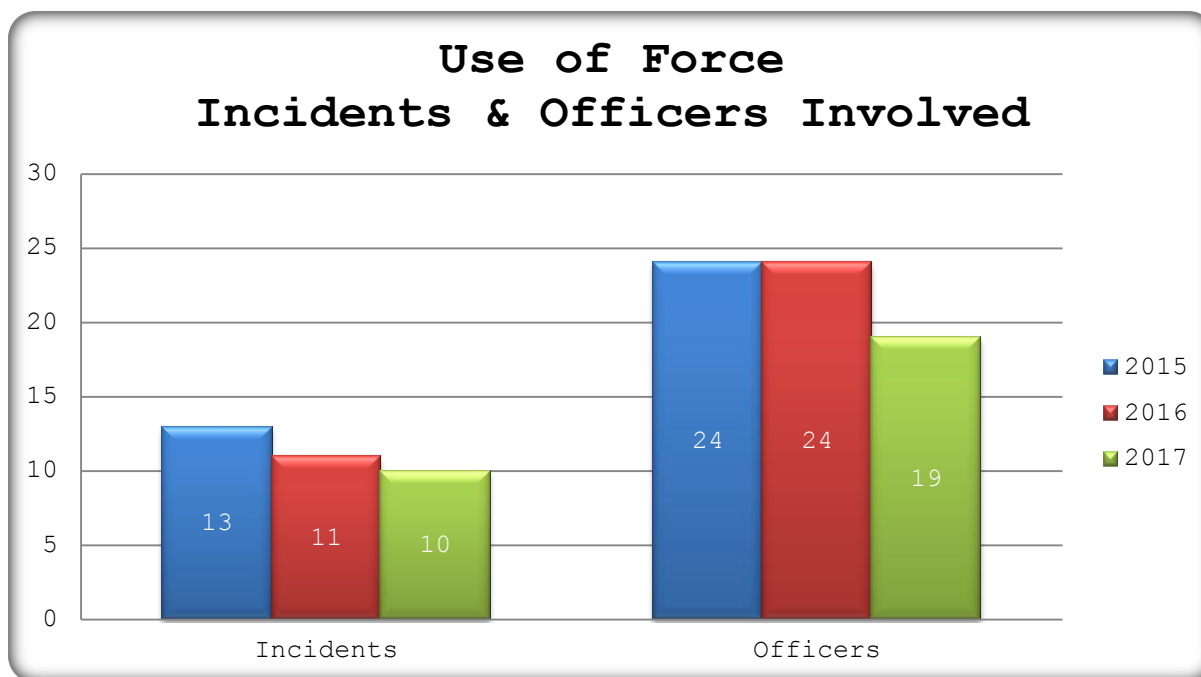


Figure-10 Use of Force Incidents and Officers Involved 2015-2017



Figure-11 Use of Force to Arrest Ratio 2017



Figure-12 Use of Force to Call for Service Ratio 2017



Internal Affairs

In the interest of public trust, the Wilton Police Department will investigate all complaints of misconduct by its officers. The integrity of the department is of paramount concern. It is also a paramount concern to protect officers against false or malicious complaints. The purpose of the police internal affairs unit is to maintain the integrity of the department by the use of an internal system in which objectivity, fairness, and justice are ensured by an impartial investigation.

The Wilton Police Department Internal Affairs process shall serve the following objectives:

1. Protection of the public.
2. Protection of Department personnel.
3. Protection of the Department.
4. Training of personnel.
5. Identify policy deficiencies and training needs of personnel.

In 2017 the department initiated *fifteen (15)* internal affairs investigations. *Thirteen (13)* complaints were generated externally i.e. citizen complaint. With the Department responding to 16,275 CFS in 2017, only **.08%** resulted in citizen complaints. With one (1) investigation still pending, the following is an analysis of the year's internal affairs investigations:

DISPOSITIONS		
Unfounded	Sustained	Misconduct Not Based on Original Complaint
7	6	1

Table-11 Internal Affairs Dispositions 2017

There was *one (1)* resulting Union grievance that was settled at the Police Commission step.



Crisis Intervention Team

The goal of the Crisis Intervention Team (CIT) is to facilitate safe resolutions to crisis situations for all parties involved: officers, community, and person in crisis. In addition, similar to providing a victim of domestic violence with information on appropriate advocacy services, the CIT will link persons in crisis to appropriate services that may benefit them.

The department has shown a strong commitment to the CIT philosophy by sending *eighteen (18)* officers to attend the 5-day training since October 2016. The department currently has a total of thirty (30) officers CIT-certified.

The Crisis Intervention Team (CIT) was formally implemented at WPD at the end of December 2016. Since implementation the department has responded to total of *forty-seven (47)* incidents that were classified as CIT calls. In the incidents the department assisted forty-one (41) individual consumers, with four (4) involved in repeat incidents. In only three (3) incidents was a CIT-trained officer not available for response. A total of *four (4)* CIT follow-ups for consumers were initiated by CIT-trained officers in collaboration with a clinician from the Franklin S. DuBois Center.

CIT Incident Data						
Arrest	Use of Force	Officer Injury	Consumer Injury	Hospital Voluntary	Committal PEER form	Resources
0	1	0	4	6	27	14

Table-12 CIT Incident Data 2017

Consumer Data							
Adult	Juvenile	Male	Female	Suicidal	Psych	Domestic	Other
31	16	34	13	25	14	1	7

Table-13 CIT Consumer Data 2017

In all incidents involving a consumer injury, the injuries were self-inflicted by the consumer prior to police arrival.

Of the 47 CIT incidents consumers were assisted in engaging additional services *fourteen (14)* times, approximately 30% of all incidents. Resources provided to consumers included contact with 211, the Franklin S. DuBois Center, and Wilton Social Services.



Community Policing





The *President's Task Force on 21st Century Policing* identified Community Policing as a pillar to building trust between police and the communities they serve. In addition, the report recommends that law enforcement agencies should proactively promote public trust by initiating positive non-enforcement activities to engage communities. In 2017 the Wilton Police Department participated in a myriad of positive non-enforcement community policing activities to include:

Wilton Cares Day to support Domestic Violence Crisis Center
Law Enforcement Day at Hartford's Camp Courant
Making Strides Against Breast Cancer
Wilton Library Children Read-a-loud
Two (2) *Coffee with a Cop* events
Special Olympics Torch Run
Random Acts of Kindness
Halloween Parade
Senior Luncheon
Shop with a Cop
Stuff-a-Cruiser
Tip-a-Cop
CARE



Notable Arrests

Larceny Arrest

In January 2017 a female offender who was part of a multi-state organized retail theft crew targeting CVS locations was identified and subsequently arrested by extraditable warrant for her role in a shoplifting incident that occurred in 2016 that resulted in a total loss of \$2,602.

Identity Theft Arrest

In January 2017 a male offender was arrested for a total of twenty-six (26) felony counts of Identity Theft and Credit Card crimes after obtaining the victim's personal identifying information via a skimming device at a gas station pump. The victim's personal identifying information was then used to make fraudulent charges at commercial locations for a total amount of approximately \$3,289.06.

Threatening Arrest

In February 2017 a female student of Wilton High School was arrested after making threatening statements in the presence of students as well as on social media.

Identity Theft Arrest

In February 2017 the department received several reports of stolen mail and identity theft from multiple residents in the same Wilton neighborhood. As a result of a surveillance operation a male offender was located and found to be in possession of a victim's mail, credit cards in the victim's name, and multiple pre-paid credit cards. A search warrant was executed on the male offender's hotel room and additional evidence of identity theft was located. The male was arrested for felony Identity Theft charges. Further collaboration with the United States Postal Inspection Service resulted in a Grand Jury indictment of the male offender in October 2017 for Wire Fraud and Aggravated Identity Theft. In total twenty-six (26) Wilton residents were identified as victims of the scheme.

Bribery Arrest

In February 2017 a male offender was arrest on Bribery charges for attempting to bribe a Town of Wilton employee regarding permit issues at the offender's residence.

Motor Vehicle Burglary & Identity Theft Arrest

Between March and May 2017 three (3) male offenders were arrested for felony Burglary, Identity Theft, and Conspiracy charges as a result of their roles in two (2) motor vehicle burglaries that victimized Wilton residents in December 2016. Credit cards of one of the victims were subsequently used at commercial locations for an approximate amount of \$2,963.01.



Bank Robbery Arrest

In February 2017 a bank in the Town of Wilton was victim of a robbery. A subsequent investigation identified a male offender. An interview of the male offender by a Wilton detective resulted in the offender confessing to his role in the robbery of the Wilton bank as well as admitting to four (4) additional bank robberies in Norwalk, Fairfield, and Stamford, CT. Further investigation identified a second male offender who participated in the Wilton bank robbery as a getaway driver. Both offenders were arrested for felony Robbery charges.

Attempted Larceny Arrest

In June 2017 a female real-estate agent was arrested after it was learned that she had attempted to sell all valuables in a property under her control that she was not the owner of. The total value of the property amounted to approximately \$405,000. The female offender was arrested and charged with a felony count of Attempted Larceny in the 1st Degree.

Identity Theft & Larceny Arrest

In 2017 the department had received several reports of cell phones purchased using the personal identifying information of a victim (non-Wilton resident) and delivered to Wilton addresses unrelated to the identity theft victim. In two (2) particular incidents it was determined that a UPS driver was involved in the scheme wherein he would drive to the residences, however, not make any deliveries. Investigation revealed that the male offender UPS driver was selling the cell phones to a third party. The male offender was arrested and charged with Larceny, Identity Theft, and Conspiracy.

Sexual Assault Arrest

In July 2017 the department arrested a male offender for sexual assault after an investigation revealed he had fondled the victim while it was believed the victim was asleep.

Forgery & Identity Theft Arrest

In August 2017 the department received a report of a male suspect who attempted to pass a forged check at a bank located in Wilton Center. In responding to the scene a detective located a vehicle in an adjacent commercial parking lot that was occupied by an individual that matched the description of the male suspect. The male suspect and a male passenger were found to be in possession of forged checks, personal identifying documents of a third party, and counterfeit currency. Both male offenders were arrested and charged with Larceny, Identity Theft, and Forgery. It was also determined that the male offenders had committed a similar crime at a bank in the Town of Ridgefield prior to the Wilton incident. Ridgefield Police arrested and charged both male offenders as well.



Possession with Intent to Sell

In September 2017 a traffic stop resulted in the seizure of approximately two (2) pounds of marijuana, packaging material, and other paraphernalia. The male offender in possession of the drugs was arrested and charged with Possession of Marijuana with Intent to Sell.

Burglary Arrest

In September 2017 a male offender was arrested for his involvement in a burglary of a Wilton residence that occurred in June 2017. The male offender had forced entry into the residence through a rear window and subsequently stole a package of cell phones that had been delivered to the residence fraudulently. The male offender was arrested and charged with Burglary and Larceny.

Prostitution Arrest

In September 2017 a multi-month long investigation into commercial sex acts at a business located in the Town of Wilton resulted in the arrest of a female offender for the charge of Prostitution.

Possession with Intent to Sell

In October 2017 a traffic stop resulted in the seizure of approximately one (1) pound of marijuana, one (1) ounce of Butane Wax, liquid THC, and Xanax. A male and female offender were arrested as a result.

Assault

In October 2017 a male offender (parent) was arrested after assaulting a girl's soccer coach from the opposing team.

Robbery/Stolen Motor Vehicle

In December 2017 a juvenile female offender stole a running motor vehicle from a local gas station. When the victim owner attempted to stop the vehicle the juvenile offender sped away, causing the victim to fall to the ground and sustain injury. Officers located the juvenile offender and vehicle on a nearby adjacent street at which time she was taken into custody. An Order to Detain was completed for the juvenile and she was subsequently charged with Robbery, Larceny of a Motor Vehicle, Assault, and Criminal Mischief.