

WILTON POLICE DEPARTMENT



2018 Annual Report

Mission Statement

Our mission is to serve and to protect all citizens, and to maintain peace and preserve the quality of life within the Town of Wilton by upholding the highest standards of integrity, fairness and vigilance. We are committed to defending civil rights, honoring the value and dignity of every person, and insuring the equitable and just application of the law. We strive to build upon our professionalism by valuing teamwork, encouraging innovation, accepting accountability, and seeking knowledge and growth.

Table of Contents

Calls for Service	1
Figure-1 Calls for Service 2014-2018	
Figure-2 CFS Breakdown 2018	
Motor Vehicle Crashes	3
Table-1 Motor Vehicle Crashes 2014-2018	
Figure-3 Motor Vehicle Crashes 2014-2018	
Crime.....	4
Table-2 Offense Report 2014-2018	
Table-3 Wilton vs. National Crime Type Comparison	
Figure-4 Arrests 2014-2018	
Table-4 Wilton/National/State Violent & Property Crime Clearance Rates 2018	
Table-5 Wilton/National/State Index Crime Clearance Rates 2018	
Motor Vehicle Enforcement.....	7
Figure-5 Traffic Stops 2014-2018	
Figure-6 DUI Arrests 2014-2018	
Table-6 Traffic Stop Data Collection 2018	
Domestic Violence	10
Figure-7 Domestic-Related Incidents 2015-2018	
Table-7 Family Violence Statistics 2018	
Figure-8 Family Violence Incidents 2015-2018	
Table-8 Family Violence Offense Breakdown 2018	
Table-9 Lethality Assessment Program Data 2016-2018	
Pursuits	13
Table-10 Pursuit Data 2018	
Figure-9 Pursuits 2015-2018	
Use of Force	15
Table-11 Type of Force Used 2018	
Table-12 Use of Force Incident Data 2018	
Figure-10 Use of Force Incidents and Officers Involved 2015-2018	
Figure-11 Use of Force to Arrest Ratio 2018	
Figure-12 Use of Force to Call for Service Ratio 2018	
Internal Affairs.....	17
Table-13 Internal Affairs Complaint Type 2018	
Table-14 Internal Affairs Dispositions 2018	
Crisis Intervention Team	19
Table-15 CIT Incident Data 2018	
Table-16 CIT Consumer Data 2018	
Community Policing	20
Notable Arrests.....	21



Calls for Service

A call for service (CFS) is any assignment requiring action by the police to correct, resolve or assist. A CFS can be initiated by the public or a police officer. Each call for service is assigned an incident number in the Department's Computer Aided Dispatch (CAD) system.

In 2018 the Department logged a total of **15,674** CFS. This represents a 3.7% decrease from the 2017 number of 16,275. The main driver of the overall decrease in calls for service is due to a decrease in traffic stops from 2017. Despite the decrease in overall traffic stops, the Department still achieved a five year low in reported motor vehicle crashes. Motor vehicle crashes and traffic enforcement will be discussed in further detail in the following sections.

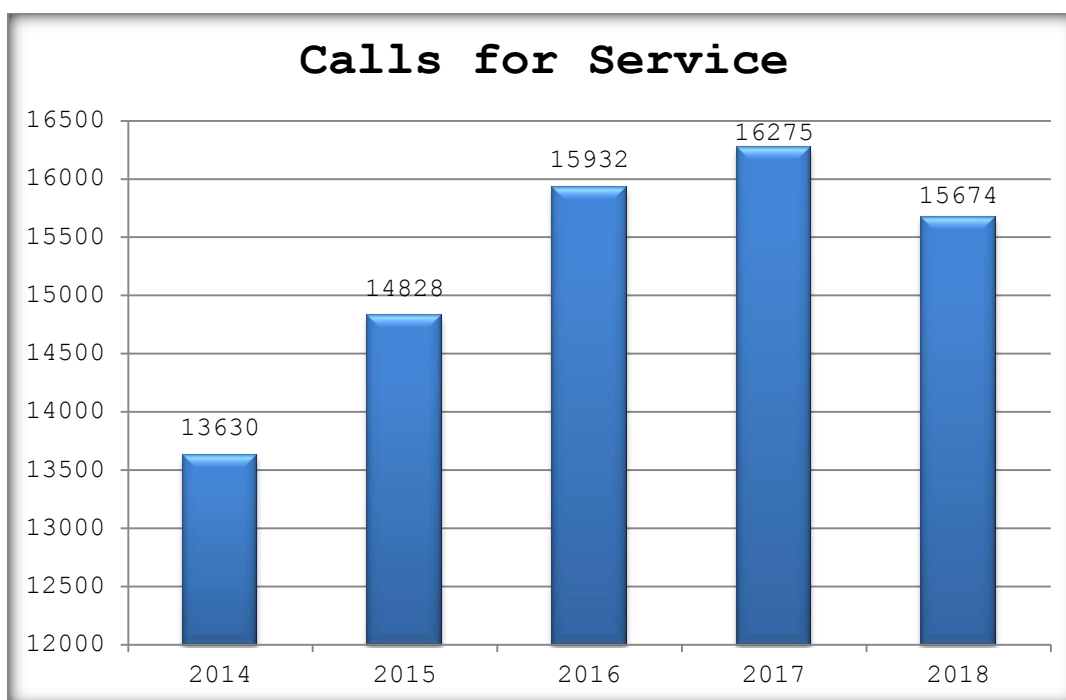


Figure-1 Calls for Service 2014-2018



The below pie chart is a breakdown of Department CFS in 2018 by categories of Criminal Investigations, Motor Vehicle Investigations, Emergency Medical Service (EMS), Alarm Response, and Other Service. The category of Other Service encompasses activities such as motor vehicle lock-outs, permits, and general resident assists. Specific data related to motor vehicle crashes and crime will be documented in the following sections.

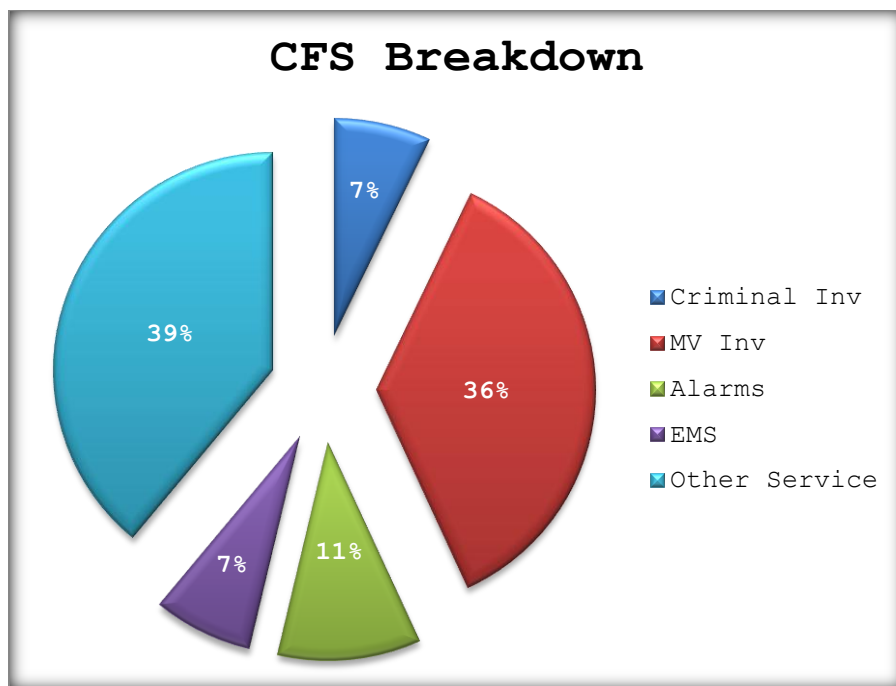


Figure-2 CFS Breakdown 2018



Motor Vehicle Crashes

According to in-house records management data analyzing the Model Minimum Uniform Crash Criteria (MMUCC) reports there were **471** reportable motor vehicle crashes that occurred on public highways in the Town of Wilton in 2018, which represents the lowest total crashes in the last five years. In **111** of the reportable crashes there were complaints of injuries sustained. There were zero fatal accidents in 2018. Additionally, there were **144** private property crashes that required police response and in most instances reporting.

The five year (2014-2018) moving average of total crashes is **495**, a 2% decrease from the five year (2013-2017) moving average of 504.

The five year (2014-2018) moving average of crashes with injuries and/or fatalities is **109**, a 9% decrease from the five year (2013-2017) moving average of 120.

Crash Severity	2014	2015	2016	2017	2018
Property Damage Only	401	414	373	381	360
Injury	96	97	126	112	111
Fatal	1	1	1	1	0
Total	498	512	500	494	471

Table-1 Motor Vehicle Crashes 2014-2018

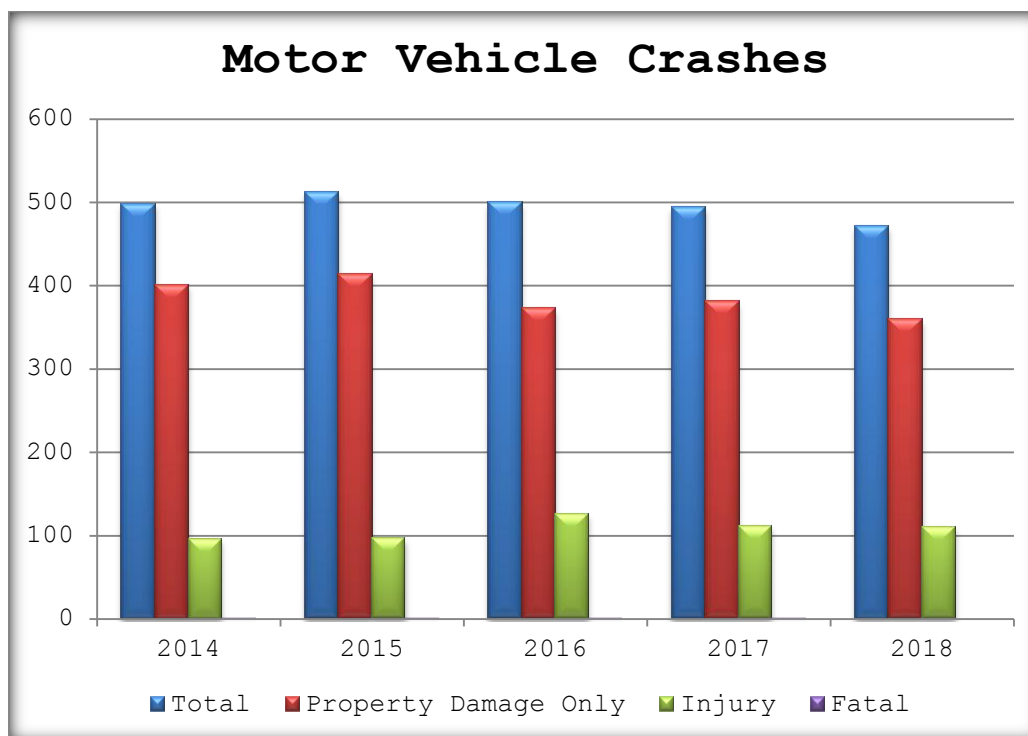


Figure-3 Motor Vehicle Crashes 2014-2018



Crime

The Wilton Police Department utilizes the National Incident-Based Reporting System (NIBRS) to submit Uniform Crime Reporting (UCR) data to the State of Connecticut. The below data indicates the number of Group A offenses brought to the attention of the Department based on victim, police or witness reports. The data in the below table has been obtained from the Connecticut Department of Emergency Services and Public Safety Crime Analysis Unit.

Crimes Against Persons					
	2014	2015	2016	2017	2018
Homicide	0	0	0	0	0
All Assaults	17	12	21	33	36
All Sex Offenses	0	0	3	5	5
TOTAL	17	12	24	38	41
Crimes Against Property					
	2014	2015	2016	2017	2018
Burglary	13	17	15	14	16
Robbery	0	0	0	2	0
Counterfeiting/Forgery	4	12	12	8	15
Destruction of Property	6	9	14	24	20
Embezzlement	3	3	4	1	1
All Fraud	6	13	54	72	58
All Larceny	47	57	50	125*	135*
Motor Vehicle Theft	2	2	6	6	11
Bribery	0	0	0	1	0
Extortion/Blackmail	0	0	0	1	4
Stolen Property Offenses	0	1	1	0	3
TOTAL	81	114	156	254	263
Crimes Against Society					
	2014	2015	2016	2017	2018
Drugs/Narcotics	14	24	26	20	38
Prostitution	2	1	0	1	0
Weapon Violations	3	3	5	3	3
Porn/Obscene Material	1	0	0	0	1
TOTAL	20	28	31	23	42

Table-2 Offense Report 2014-2018

2018 data is preliminary and all data is subject to revision

*Larceny data includes the offense *theft from vehicle*, which has been the main driver of increases in reported larcenies in both 2017 (45 thefts from vehicles) and 2018 (70 thefts from vehicles)



In 2018 the Department investigated approximately 346 reported Group A offenses. The below table is a breakdown of Wilton's crime data for crimes against persons, crimes against property, and crimes against society in comparison to the latest available national data (NIBRS, 2017).

	Wilton	National (2017)	Difference
Crimes Against Persons	12%	23%	-10%
Crimes Against Property	76%	61%	15%
Crimes Against Society	12%	16%	-4%

Table-3 Wilton vs. National Crime Type Comparison

The prevailing crime trend in the Town of Wilton continues to be thefts from vehicles. The Department received reports of seventy (70) thefts from vehicles in 2018, a 56% increase from the previous year. In addition the Department investigated eleven (11) reported incidents of stolen vehicles that resulted in a total of seventeen (17) vehicles stolen. Vehicles were left unlocked in approximately 96% of the reported thefts from vehicles and in all but one of the stolen vehicle incidents the vehicles were left unlocked with the keys inside the vehicle. In an effort to combat the issue the Department partnered with members of the community in a public awareness campaign during the month of December to remind residents to "Lock it or Lose it". There were zero reported incidents of thefts from vehicles and/or stolen vehicles during the time period of the campaign despite sustained activity of a similar nature in surrounding communities. In addition, the Department has aggressively investigated reported incidents of thefts from vehicles and stolen vehicles, resulting in arrest clearance rates of 13% and 45% respectively. The Department's 45% clearance rate of stolen vehicle incidents exceeds the latest available national data of 14% (FBI, 2017) and state data 12% (Crime in Connecticut, 2017)

In 2018 the Department investigated a total of *one-hundred and eighty-seven (187)* incidents that resulted in arrests. *Twenty-three (23)* of the arrests were for drug-related charges. It is noted that some incidents involved multiple arrests. In addition, a total of *sixty-two (62)* infractions for possession of less than ½ ounce of marijuana and/or paraphernalia were issued.

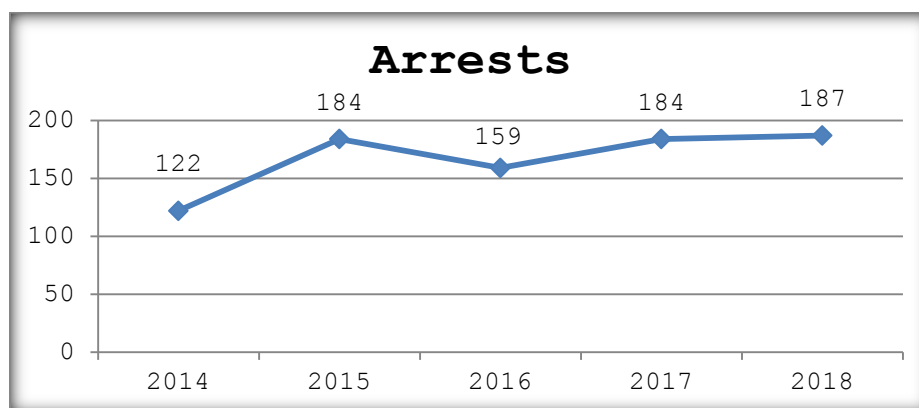


Figure-4 Arrests 2014-2018



The below table is a breakdown of 2018 Department crime cleared by arrest in comparison to the latest available national (FBI, 2017) and state data (Crime in Connecticut, 2017). Violent crime includes the reported index crimes of Homicide, Aggravated Assault, Robbery, and Rape. Property crime includes the reported index crimes of Burglary, Larceny, and Motor Vehicle Theft.

% of Crimes Cleared by Arrest			
	Wilton	National	State
Violent Crime	43%	46%	50%
Property Crime	13%	18%	20%

Table-4 Wilton/ National/State Violent & Property Crime Clearance Rates 2018

In disaggregating the specific index crimes reported in Wilton in 2018, the following are the Department's clearance rates by arrest compared to the latest available national and state data.

% of Crimes Cleared by Arrest			
	Wilton	National	State
Aggravated Assault	67%	53%	65%
Rape	25%	35%	29%
Burglary	19%	14%	19%
Larceny	10%	19%	21%
Motor Vehicle Theft	45%	14%	12%

Table-5 Wilton/ National/State Index Crime Clearance Rates 2018



Motor Vehicle Enforcement

The Department is committed to the safety of our Wilton community. That is to be safe on our roads and free of crime. One method the Department utilizes to accomplish these goals is proactive high-visibility traffic enforcement. The proactive enforcement of motor vehicle laws serves several purposes. It curtails dangerous driving behaviors as well as provides visibility in our community that both detects and deters crime.

In 2018 the Department initiated a total of **4,308** traffic stops. A total of **1,007** traffic stops were a result of strategic enforcement related to citizen complaints, identified areas of high crash frequency, and grant activity such as Distracted Driving High Visibility Enforcement (DDHVE), Click it or Ticket, and DUI. Despite a 17.5% decrease in overall traffic stops from 2017, the reduction only amounts to an approximately 1% decrease in the five year moving average of 5,054 (2013-2017) to 4,992 (2014-2018). In addition, the Department achieved a five year low in motor vehicle crashes in 2018 (471), surpassing the previous low established in 2017 (494). An 11% increase in the amount of strategic enforcement from 2018 (1,007) to 2017 (900) is a contributor to how the Department continues to decrease overall motor vehicle crashes through enforcement.

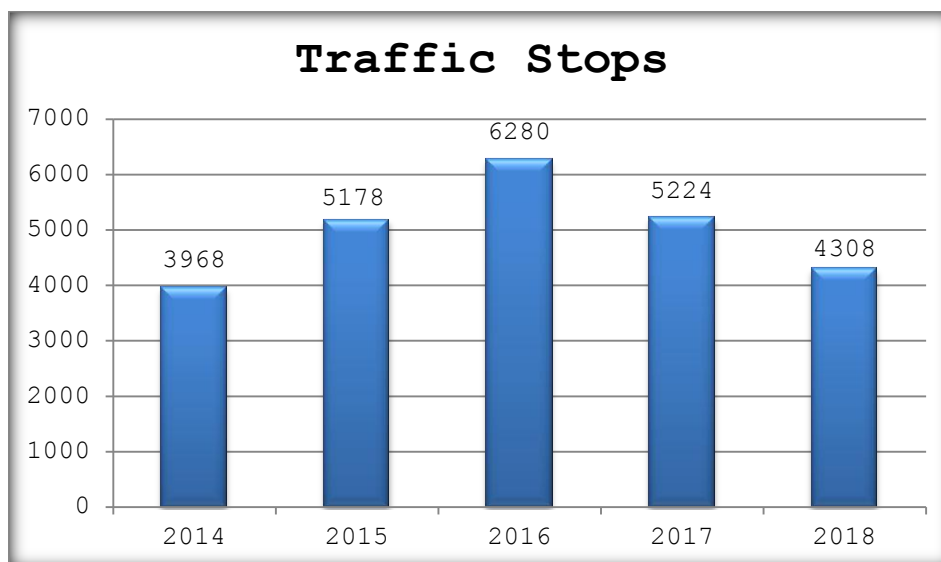


Figure-5 Traffic Stops 2014-2018



The proactive enforcement of motor vehicle laws also assists in the detection of drivers impaired by alcohol and/or drugs. In 2018 the Department made a total of *forty-two (42)* arrests for DUI charges.

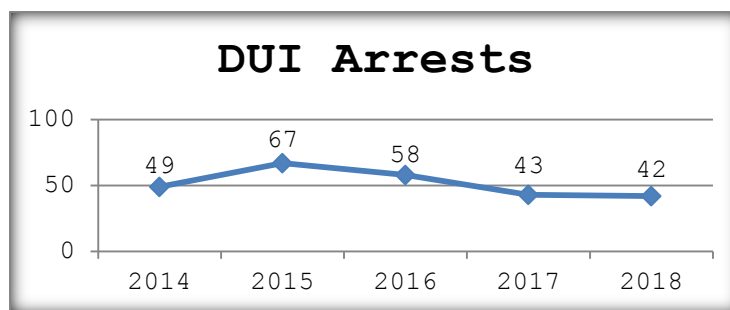


Figure-6 DUI Arrests 2014-2018

The Wilton Police Department complies with the *Alvin W. Penn Racial Profiling Prohibition Act*. The Act, which has been incorporated in the Connecticut General Statutes, requires the collection of data related to traffic stops such as race, color, ethnicity, age and gender of operator of motor vehicle (based on the observation and perception of the officer). The collection of data related to disposition of the stop, including whether a warning, citation or summons was issued, whether a search was conducted and whether a custodial arrest was made, is also required. The below table is the data collected by the Wilton Police Department in 2018.



Run Date: 01/08/2019

Run Time: 10:52

Wilton Police Dept

240 Danbury Road, Wilton CT 068974008
(203) 834-6260

Page 1 of 1

Racial Profiling Traffic Stop Report

2018-01-01 00:00 Thru 2018-12-31 23:59

	Gender		Ethnicity			Resident		Custodial Arrest		Enforcement Category			Authority for Search			
	Female	Male	Hispanic	M Eastern	N/A	Municipal	CT	Yes	No	General	Blind	Spot Chk	N/A	Consent	Invent	Other
White:	1311	2273	637	5	2942	740	3272	32	3552	2463	941	180	3488	3	26	67
Black:	154	331	13	0	472	18	439	7	478	355	124	6	452	1	9	23
Indian:	30	94	1	2	121	22	104	0	124	74	44	6	123	0	0	1
Asian:	46	69	2	2	111	28	100	0	115	82	29	4	115	0	0	0
Unknown:	0	0	0	0	0	0	0	0	0	0	0	0	0	0	0	0
Totals:	1541	2767	653	9	3646	808	3915	39	4269	2974	1138	196	4178	4	35	91

	Stop Nature			Veh Searched		Vehicle Towed		Result of Stop						Duration of Stop			Contraband	
	Invest	Violation	Equip	Yes	No	Yes	No	UAR	Mis	Infract	Verbal	Written	None	0-15	16-30	Over 30	Yes	No
White:	48	2952	584	95	3489	97	3487	15	95	599	1700	1120	55	2738	689	157	51	3533
Black:	8	328	149	33	452	26	459	3	28	52	289	107	6	318	126	41	18	467
Indian:	0	111	13	1	123	0	124	0	3	19	67	35	0	95	25	4	1	123
Asian:	0	99	16	0	115	1	114	0	1	14	55	45	0	88	27	0	0	115
Unknown:	0	0	0	0	0	0	0	0	0	0	0	0	0	0	0	0	0	0
Totals:	56	3490	762	129	4179	124	4184	18	127	684	2111	1307	61	3239	867	202	70	4238

Grand Totals

White:	3584	83.19%	Male:	2767	64.23%
Black:	485	11.26%	Female:	1541	35.77%
Indian:	124	2.88%			
Asian:	115	2.67%			
Unknown:	0	0.00%			
Totals:	4308	100.00%			

Table-6 Traffic Stop Data Collection 2018



Domestic Violence

The Wilton Police Department strives to keep victims safe and hold offenders accountable when responding to incidents of domestic violence. The Department ensures victim safety and offender accountability through education and awareness, partnerships with local victim advocacy groups, and the arrest of offenders.

In 2018 the Department responded to a total of *eighty-two (82)* domestic-related incidents. Of these incidents a total of *thirty-five (35)* qualified as family violence incidents.

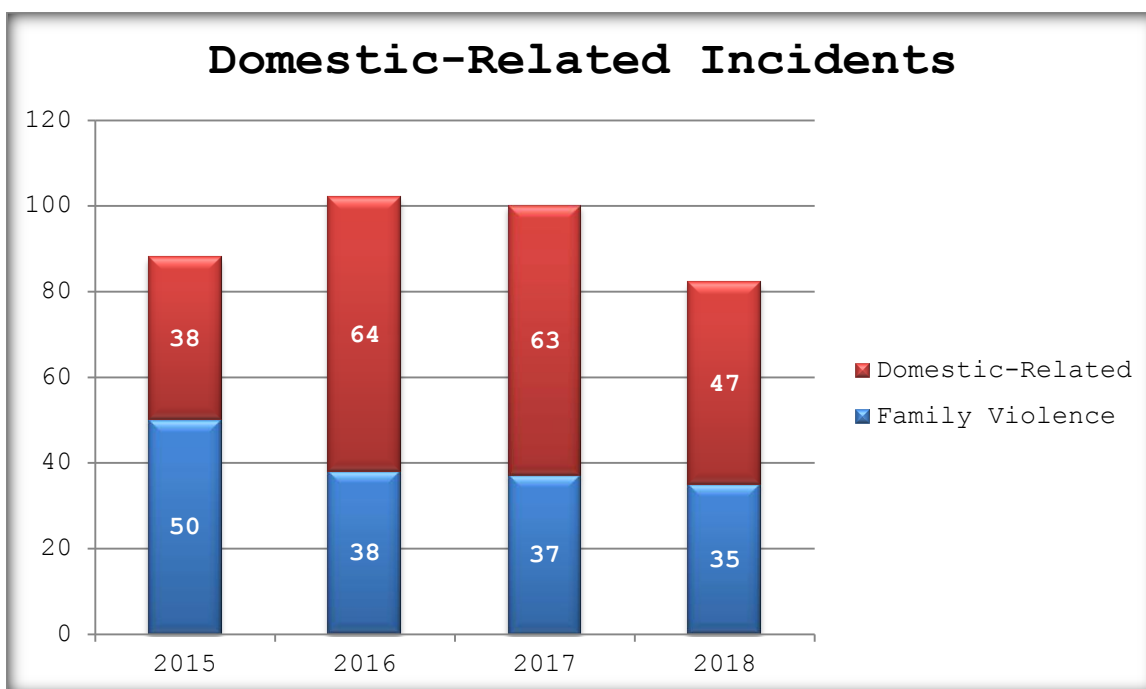


Figure-7 Domestic-Related Incidents 2015-2018

In 2018 probable cause was established in *thirty-one (31)* incidents to result in arrest. Of the 31 arrests, 3% (1) resulted in a dual arrest. The prevailing relationship category for family violence incidents involved *spouses and former spouses*, accounting for 40% (14) of all incidents. Intimate partner relationships accounted for 71% (25) of all family violence incidents. There were zero (0) dual arrests in reported intimate partner violence (IPV) incidents.



Relationship	Arrest	Dual Arrest	No Arrest	Violence	PO Viol.	Alcohol/ Drug	Child Present	Child Involved	TOTAL
Spouse	14	0	0	11	1	6	7	0	14
Parent/Child	3	1	0	4	2	0	2	2	4
Siblings	3	0	2	5	0	0	1	1	5
Dating	9	0	2	3	1	3	5	0	11
Other	1	0	0	1	0	0	1	0	1
Total	30	1	4	24	4	9	16	3	35

Table-7 Family Violence Statistics 2018

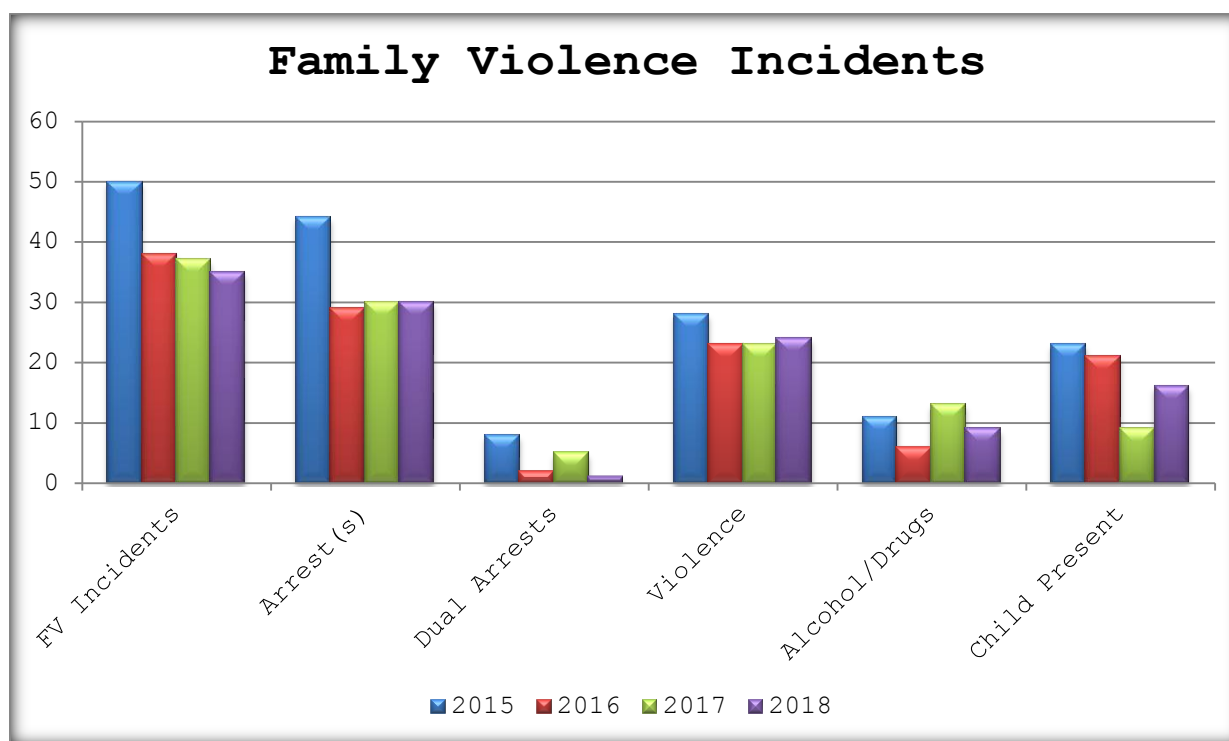


Figure-8 Family Violence Incidents 2015-2018

The following table is a breakdown of family violence incidents in 2018 that resulted in charges greater than Disorderly Conduct and/or Breach of Peace:

Strangulation	1	Risk of Injury	2
Stalking	2	Harassment	1
Order of Protection Violation	4	Unlawful Restraint	2
Assault	5	Interfering with 911	2
Threatening	5	Burglary	1

Table-8 Family Violence Offense Breakdown 2018



The Department strives to provide fair and compassionate services to victims and other persons affected by the turmoil of family violence. In 2013, the department implemented the Lethality Assessment Screening Program (LAP). LAP represents an innovative partnership with victim advocacy groups to implement nationally recognized risk assessment strategies to better serve victims of intimate partner violence in the greatest danger.

Year	Lethality Screens	High Danger	Non-High Danger	DNA	Spoke to Hotline Worker
2016	26	12	14	0	6
2017	42	19	23	0	19
2018	31	17	12	2	13
TOTAL	99	48	49	2	38

Table-9 Lethality Assessment Program Data 2016-2018



Pursuits

In 2018 the Department engaged in *six (6)* pursuits. Departmental reviews of pursuits are conducted by the Lieutenant that oversees the respective shift the pursuit occurred on. The 2018 reviews determined that *four (4)* of the pursuits were within policy. The *two (2)* pursuits found to not be within policy had a finding that the supervisor should have terminated the pursuit sooner. In both, vehicles pursued were stolen and involved in motor vehicle burglaries. Corrective action in the form of counseling occurred with involved officers. The following is an analysis of the year's pursuit activity:

Reason for Initiation		Outcomes				
MV Violation	Criminal Violation	Accident, Death or Injury	Arrest	Terminated by Officer	Terminated by Supervisor	Termination Device
2	4	1	3	1	4	0

Table-10 Pursuit Data 2018

Duration

The average duration of the pursuits was approximately 4 minutes and 39 seconds with the longest lasting approximately 7 minutes and 30 seconds and the shortest 31 seconds.

Reason for Pursuit

The four (4) criminal violations that resulted in pursuit initiations are all related to stolen vehicles and/or motor vehicle burglaries.

Arrests

Of the three (3) pursuits that resulted in arrest, two were made on scene once the vehicles were stopped and the third arrest was made at a later date by warrant. A fourth pursuit has an arrest warrant application pending.

- In the first on scene arrest, Wilton officers had terminated the pursuit once the vehicle fled the Town of Wilton. However, it was later spike stripped and stopped by Connecticut State Police (CSP) on the Merritt Parkway at which point a male offender was taken into custody for motor vehicle charges.
- In the second on scene arrest, a stolen vehicle was pursued until it blew a tire and became disabled on the Route 7 Connector resulting in the arrest of two (2) juvenile offenders for Larceny and Burglary charges.



Accidents and/or Injuries

In one pursuit of multiple stolen vehicles, the pursuit was terminated by a supervisor. However, the pursuit was subsequently resumed by a neighboring police agency and later by the CSP. The pursuit ended when one of the stolen vehicles crashed in the City of Bridgeport. A male offender was apprehended and later transported to the hospital for minor injuries. At the time of the accident no Wilton officers were actively engaged in the pursuit. The male offender was later arrested by the Wilton Police Department by warrant.

Age of Offender

The age of the offender is known in four (4) of the pursuits. The average age of known offenders is approximately 30.

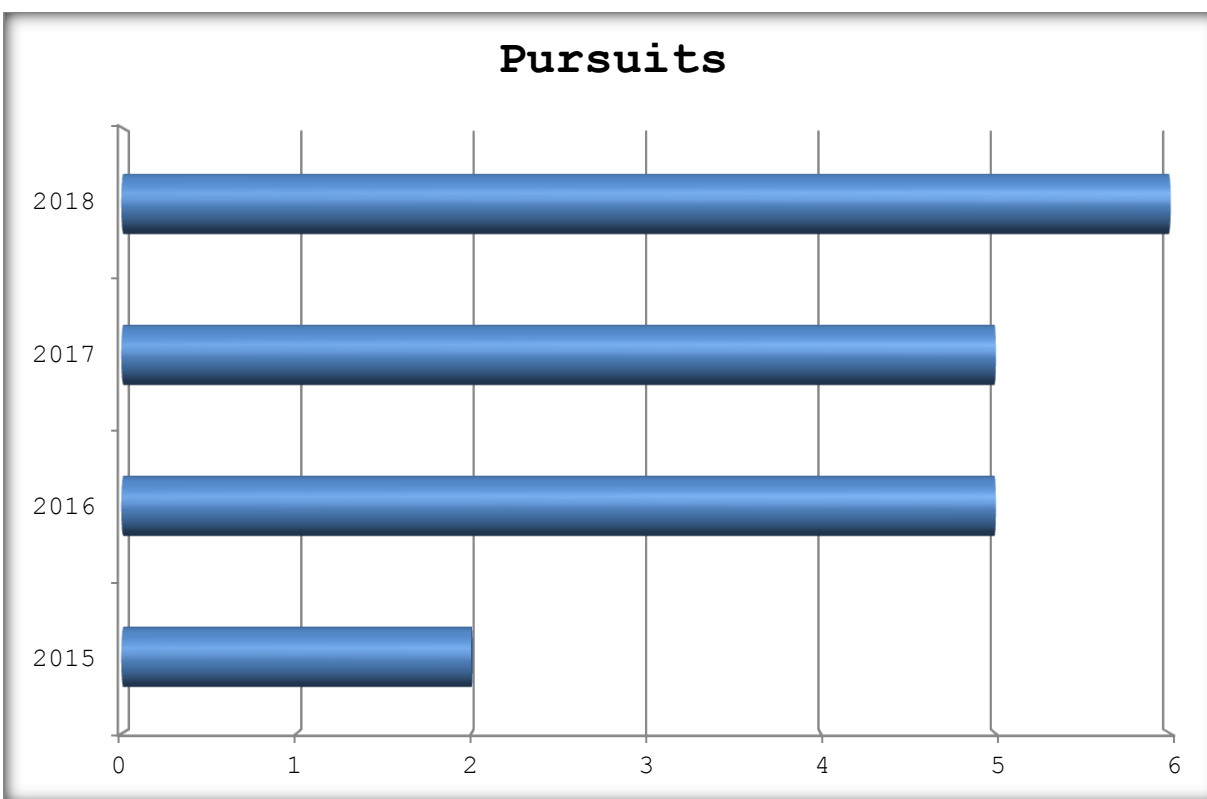


Figure-9 Pursuits 2015-2018



Use of Force

In 2018 there were **nine (9)** incidents that resulted in officer use of force (UOF), which represents a **10%** decrease in UOF incidents from the previous year, **ten (10)**. Of the nine incidents some involved multiple officers, **four (4)**, using force which resulted in a total of **seventeen (17)** officer UOF reports completed, representing an **11%** decrease from the previous year, **nineteen (19)**. **Three (3)** officers were involved in more than one incident with the maximum being two. All UOF incidents were found to be within policy and training.

Type of Force		
Soft Hands	CEW-Point	Firearm-Point
6	1	2

Table-11 Type of Force Used 2018

Incident Data					
Arrest	Medical	Officer Injury	Subject Injury	Alcohol/Drugs	Weapons
4	3	1	1	7	2

Table-12 Use of Force Incident Data 2018

In 2018 the Department received **two (2)** complaints of excessive force that were investigated by Internal Affairs. The disposition on the investigations was UNFOUNDED. All involved officers were found to have used the appropriate amount of force in compliance with Department policy and training.

One (1) subject of force sustained a minor injury in the form of an abrasion to their wrist. The incident represents one of the excessive force complaints made in 2018. A subsequent Internal Affairs investigation concluded that the involved officer's UOF was within Department policy and training.

One (1) officer sustained injury in the form of lacerations due to having to break-out a vehicle's window.

In the **two (2)** incidents involving weapons, the subject was in possession of or had recently used an instrument as a weapon that included a box cutter and a vehicle.

In reviewing the demographics of the subject in which force was used **seven (7)** of the incidents involved male subjects. The average subject age was approximately **41** years old with the youngest subject being **14** and the oldest **68**. In **78% (7)** of the incidents, the subject's race was white, **11% (1)** black, and **11% (1)** Indian. In **11% (1)** of UOF incidents the subject's ethnicity was Hispanic.



The Department's ratio of use of force to arrest is 5%.

The Department's ratio of use of force to calls for service is .06%.

In reviewing the use of force incidents for 2018 there were no identified patterns or trends that would indicate policy, training, tactics or officer safety concerns in the Department's application of force.

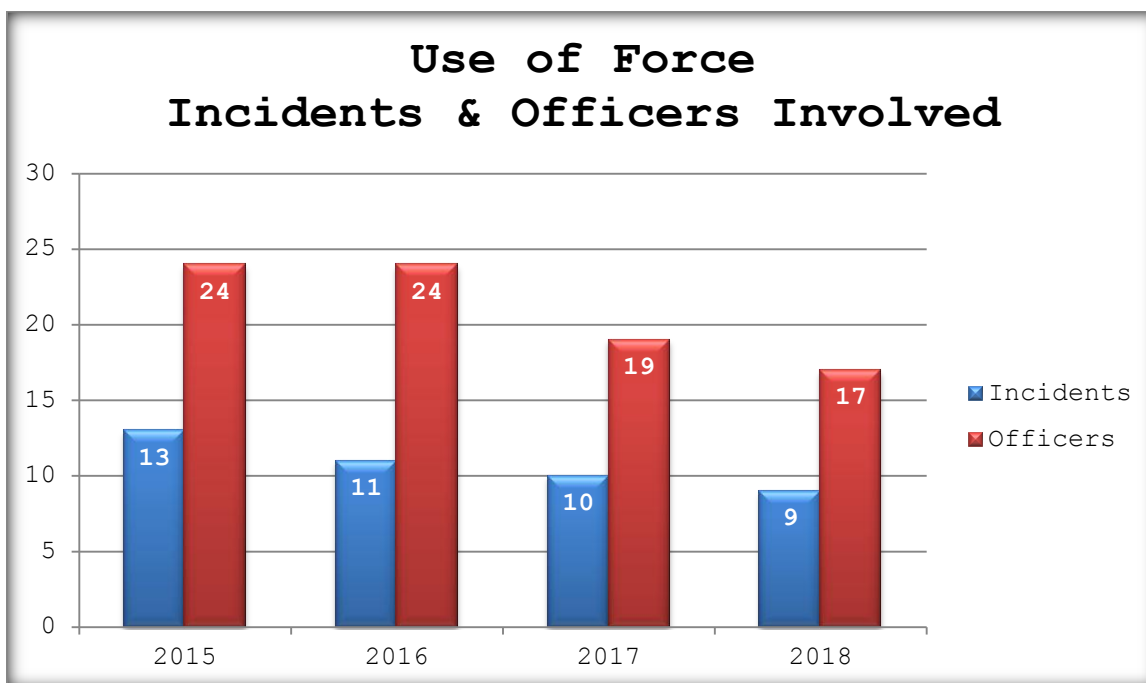


Figure-10 Use of Force Incidents and Officers Involved 2015-2018



Figure-11 Use of Force to Arrest Ratio 2018



Figure-12 Use of Force to Call for Service Ratio 2018



Internal Affairs

In the interest of public trust, the Wilton Police Department will investigate all complaints against its officers. The integrity of the Department is of paramount concern. It is also a paramount concern to protect officers against false or malicious complaints. The purpose of the police Internal Affairs unit is to maintain the integrity of the Department by the use of an internal system in which objectivity, fairness, and justice are ensured by an impartial investigation.

The Wilton Police Department Internal Affairs process shall serve the following objectives:

1. Protection of the public.
2. Protection of Department personnel.
3. Protection of the Department.
4. Training of personnel.
5. Identify policy deficiencies and training needs of personnel.

In 2018 the department initiated ***eighteen (18)*** internal affairs investigations. ***Fourteen (14)*** complaints were generated externally i.e. citizen complaint. With the Department responding to 15,674 CFS in 2018, only **.09%** resulted in citizen complaints. The following is a breakdown of the nature of complaints and/or investigations. It is noted that some investigations involved multiple complaints. For purpose of categorization the investigations have been categorized by the most serious allegation:

Allegation	Number of Complaints
Discourteous	7
Bias-based	4
Excessive Force	2
Standards of Conduct	2
SOP Violation	3

Table-13 Internal Affairs Complaint Type 2018

Of the ***eighteen (18)*** investigations, ***ten (10)*** were investigated at the first line supervisor and/or command level, while ***eight (8)*** were investigated by an Internal Affairs officer due to the seriousness of the allegation. The average length of investigation, date of complaint to finalized report submitted for review, was approximately ***thirty (30)*** days. The following is a breakdown of investigation dispositions in 2018:

DISPOSITIONS		
Unfounded	Not Sustained	Sustained
12	2	4

Table-14 Internal Affairs Dispositions 2018



Of note, 2018 marks the first full year of body worn camera (BWC) implementation. In ten (10) of the internal affairs investigations BWC video was an integral component in finding allegations made against officer(s) as UNFOUNDED.



Crisis Intervention Team

The goal of the Crisis Intervention Team (CIT) is to facilitate safe resolutions to crisis situations for all parties involved: officers, community, and person in crisis. In addition, similar to providing a victim of domestic violence with information on appropriate advocacy services, the CIT will link persons in crisis to appropriate services that may benefit them.

The Department has a total of *thirty-four (34)* officers and dispatchers CIT trained. In 2018 the Department responded to total of *sixty-five (65)* incidents that were classified as CIT calls. In all incidents the Department had a CIT-certified officer available for response.

CIT Incident Data						
Arrest	Use of Force	Officer Injury	Consumer Injury	Hospital Voluntary	Committal PEER form	Resources
0	3	0	1	8	42	19

Table-15 CIT Incident Data 2018

Consumer Data							
Adult	Juvenile	Male	Female	Suicidal	Psych	Domestic	Other
32	33	45	20	33	27	2	3

Table-16 CIT Consumer Data 2018

In the one incident involving a consumer injury, the injury was self-inflicted by the consumer prior to police arrival.

Of the *sixty-five (65)* CIT incidents consumers were assisted in engaging additional services *nineteen (19)* times, approximately 29% of all incidents. Resources provided to consumers included contact with 211, the Franklin S. DuBois Center, Office of Victim Services, and Wilton Social Services.



Community Policing





Notable Arrests

Larceny Arrest

In January 2018 the first of two (2) female offenders were arrested in connection with a distraction larceny at a local jewelry that occurred in October 2017 that resulted in a total loss of approximately \$22,840.

Burglary Arrest

In March 2018 information was developed that a residence in town of a recently deceased resident was the target of a possible burglary. Upon officers checking the residence three (3) female and two (2) male offenders were located at the residence. Offenders were charged with Burglary, Trespassing, and Possession of Burglary Tools.

Fugitive of Justice Arrest

In March 2018 it was learned that a female Fugitive of Justice from the state of Florida was currently residing in the Town of Wilton. Upon investigators learning of her residence it was discovered that the female had abruptly re-located out of the state of CT. However, coordination with the United States Postal Service revealed that the female offender would be receiving a package from the Wilton Post Office. The female offender was subsequently taken into custody when she went to retrieve the package. The Department would later assist the United States Attorney's Office with a search and seizure warrant at the female's Wilton address that resulted in the female offender being charged with Federal Bank, Wire, and Access Device fraud related to an embezzlement scheme in the State of New York.

Theft from Motor Vehicle Arrest

In March 2018 the Department received complaints of approximately twenty-two (22) vehicles entered and one (1) vehicle stolen during the overnight. Officers located suspect vehicles, but were engaged in pursuit which was eventually terminated. Investigation revealed fraudulent purchases on several credit cards stolen during the thefts. Subsequently three (3) juvenile male offenders were identified. They would later be arrested and charged with Burglary and Larceny.

Commercial Burglary Arrest

In April 2018 a male and female offender were arrested for their roles in an overnight burglary of a local gas station that occurred in December 2017, in which approximately \$400 cash and an undetermined amount of cigarettes were stolen. The offenders were charged with Burglary, Larceny, and Conspiracy.



Burglary Arrest

In April 2018 a female offender was arrested for her role in an overnight residential burglary that occurred in February 2018. Investigation revealed that jewelry reported stolen from the residence was pawned by the offender the morning of the burglary. The offender was charged with Burglary and Larceny.

Larceny of Mail and Identity Theft Arrest

In April 2018 officers were dispatched to a suspicious vehicle complaint. The vehicle was located and occupied by two (2) adult males and one (1) juvenile male. Directly outside their vehicle was an opened package from a nearby residence that was not associated with any of the vehicle occupants. Investigation revealed that the package had been delivered to the front stoop of the residence a short time earlier and was subsequently stolen. The package was a legitimate purchase by the victim resident that was approximately \$434 in value. Further investigation revealed that the victim resident was recently a victim of identity theft in which their personal identifying information was used to purchase a clothing item in excess of \$3,000. The clothing item was delivered to the victim residence approximately 2-hours later. It was evident that the suspects had initially stolen the wrong package from the residence. Offenders were charged with Identity Theft, Larceny, Trespass, and Conspiracy.

Embezzlement Arrest

In April 2018 a female offender was arrested for embezzling approximately \$24,000 from the Wilton PTSA over a 3-month period while serving as the Treasurer of the organization.

Firearms Arrest

In April 2018 officers responded to a solicitor complaint. Upon making contact with the involved parties, an empty firearm holster was observed in plain view in the interior of a vehicle belonging to the solicitors. Further investigation revealed a firearm with a large capacity magazine in the center console of the vehicle. A male offender was arrested for Illegal Possession of a Weapon in a Motor Vehicle and Failure to Register a Large Capacity Magazine.

Identity Theft Arrest

In February 2018 the Department received a complaint from an elderly victim of their credit card being stolen and used fraudulently for several online purchases. Subsequent search warrants provided transaction and shipping details of the fraudulent purchases. Further investigation revealed that a female offender and the victim were both at Norwalk Hospital at the time of the credit card theft. In May 2018 a female offender was arrested and charged with Identity Theft, Larceny, and False Statement.



Stolen Vehicle Arrest

In June 2018 at approximately 3:15 am an officer on routine patrol observed four (4) vehicles exiting a senior living facility complex that had been the target of multiple stolen vehicle and motor vehicle burglary complaints. Officers were able to conduct traffic stops on two (2) of the vehicles, at which time it was learned that the vehicles were in fact stolen. A third (3) stolen vehicle was also recovered in Town a short time later. An adult male offender and a juvenile male offender were taken into custody and arrested for Larceny, Burglary, and Conspiracy.

Sexual Assault Arrest

In July 2018 a male offender was arrested for sexual contact with a juvenile victim. The male offender was charged with Sexual Assault and Reckless Endangerment.

Stolen Vehicle Arrest

In July 2018 a vehicle was reported stolen from a residential driveway during the overnight. The stolen vehicle was subsequently located in Bridgeport, CT. Investigation revealed video surveillance in the area the vehicle was recovered. A review of the video identified a juvenile male offender. In September 2018 the juvenile male offender was arrested for Larceny and Criminal Mischief.

Larceny of Construction Equipment Arrest

In August 2018 forced entry was discovered into the Town of Wilton's Department of Public Works (DPW) yard. Stolen from the location was a piece of construction equipment valued at approximately \$45,000. Investigation revealed a suspect truck and a male offender who owned the truck. Several search warrants were executed resulting in the recovery of the stolen construction equipment in the back yard of the male offender's residence. The male offender was arrested and charged with Larceny.

Stolen Vehicle and Theft from Vehicle Arrest

In September 2018 the Department received a 911 call from a resident who reported seeing several individuals enter vehicles in their driveway. Officers responded to the area and located a vehicle traveling away from the location. Upon attempting to stop the vehicle, the vehicle increased in speed and engaged the officer in pursuit. Upon a check of the vehicle's registration it was discovered that the vehicle was stolen. The vehicle was eventually stopped by officers on the Route 7 Connector. At this time two passengers exited the vehicle and fled into a wooded area off the highway. Property recovered inside the stolen vehicle as well as in proximity to the vehicle provided evidence of the vehicle's passengers being involved in several motor vehicle burglaries in the area. A juvenile male offender and a juvenile female offender were taken into custody and charged with Larceny, Burglary, and Conspiracy.



Sexual Assault Arrest

In October 2018 officers responded to a local gas station where it was reported by a victim that they had been fondled by a male employee at the location. Investigation resulted in the arrest of a male offender for Sexual Assault.

Enticing a Minor Arrest

In September 2018 the Department initiated an investigation on the report of a juvenile victim who had been enticed via the Internet and later the phone to send nude photographs. Search warrants revealed an adult male offender in the State of Massachusetts as the recipient of the photographs. In October 2018 the male offender was arrested and later extradited to CT on the charges of Enticing a Minor by Computer and Risk of Injury.

Stolen Vehicle Arrest

In October 2018 two (2) vehicles were stolen from a residential driveway at approximately 3 am. Officers responding to the area located the vehicles and were subsequently engaged in a pursuit, which was eventually terminated. The fleeing suspects would later engage several other area police departments in pursuit as well as the Connecticut State Police. One (1) of the stolen vehicles was subsequently involved in a motor vehicle accident at which time a male offender was taken into custody. An arrest warrant was applied for and in December 2018 the male offender was charged with Larceny, Burglary, and related Motor Vehicle charges.

Assault & Strangulation Arrest

In November 2018 a female offender was arrested by warrant for Assault and Strangulation. The charges stemmed from an incident wherein the offender assaulted a female acquaintance at a party they attended earlier in the month.

Assault & Threatening Arrest

In December 2018 a male offender assaulted a co-worker at a construction site after a disagreement. The victim sustained injuries that resulted in hospitalization. The male offender was charged with Assault and Threatening charges.

Mail Theft Arrest

In September 2018 a resident reported that a check stolen from their residential mail box had been subsequently forged and fraudulently deposited into an unknown account. Investigation identified a male offender in the State of Massachusetts who was the beneficiary of the deposited forged check. In December 2018 the male offender was arrested by warrant on Larceny and Forgery charges.