



*National Executive  
Service Corps*

# **UNDERSTANDING THE PERSPECTIVE OF WILTON'S SENIOR RESIDENTS**

**Results of the Recent  
Survey of Senior Wiltonians**

**Town of Wilton  
Board of Selectmen**

**May 16, 2011**

## **Executive Summary**

This document, resulting from a detailed survey of the situation of Wilton's senior population, is in four main sections. First, we summarize the demographic and other pertinent characteristics of the 1152 survey respondents. Next, we present the principal findings from the survey. Then we look more closely at some of the support programs for seniors that are provided directly by the Town, and comment on two particular aspects of the housing situation in Wilton. And in the final section, we offer three strategic options and urge the Town to select a strategy to guide ongoing relations with Wilton's senior residents.

### **Characteristics of Survey Respondents**

- 45% of respondents are between 55 and 65 years of age; 32% are age 66-75; and 22% are age 76 and older.
- With advancing age, the proportion of women within each age group increases and the proportion of married seniors declines.
- By age 75, over half of these seniors are retired, increasing to almost 80% in later years.
- With advancing age, the proportion of seniors living alone increases significantly.
- Well over three-quarters of seniors age 76 and older live in single family homes and 60% of them live on property of 2 acres or more.
- In general, relatively high household income diminishes markedly with advancing age, while relatively low household income increases.
- The most common annual property tax range among these respondents is \$10,000-14,000, and 55% respondents in that tax range are age 66 and older.
- Nearly 60% of respondents over age 66 have lived in Wilton for 30 years or more.
- Almost a third of these respondents say they have been thinking about their retirement for 15 years or more.
- About 60% of these respondents expect that their projected income in retirement will not be sufficient to allow them to live in Wilton.

*The overall survey response rate (1152 of 3132, or almost 37%) makes it reasonable to believe that the characteristics summarized above fairly reflect the characteristics of the broader population of Wilton senior residents.*

## **Principal Findings**

*The core finding from the survey is that senior Wiltonians are concerned about the relationship between their cost of living in Wilton and their corresponding quality of life.*

- The Town's annual budget, including the BOE portion, has increased by about 92% since FY 2000 ...
- ... though the annual rates by which property taxes have increased has dropped steadily, from 10.5% in FY 2004 to 1.9% last year.
- Almost half of these households reported annual income of \$100,000 or less, while median household income in Wilton is reported as about \$182,000.
- Respondents say they are challenged significantly by the limited availability of affordable appropriate housing, by the overall cost of living in Wilton, by the current overall tax burden, and by the unpredictability of future tax levels.
- In their open ended, subjective responses, two-thirds of respondents alluded to cost of living concerns and one-third alluded to quality of life concerns.
- Respondents say their interests are under-represented in the conduct of the Town's business.
- Asked to cite the most important factor they consider in thinking about staying in Wilton or relocating, the clear plurality (about 38%) name taxes.
- Asked to name the overarching factor that would cause them to move from Wilton, 41% named taxes and 23% cited their perception of their quality of life.
- The top 3 destinations to which respondents indicated they planned to move were the Southeast (34%), other towns in Connecticut (21.6%) and other towns in New England (10.2%).
- Of 150 respondents indicating that they planned to move within Connecticut, 90 said they would move within Fairfield County, including 24 who plan to move to Norwalk.
- If substantial numbers of seniors do relocate, most of them will vacate quite substantial Wilton properties that are very suitable for younger residents with school-age children.

### **Selected Programs and Other Offerings of Interest to Seniors**

- Participation in the tax abatement program has grown markedly since FY2009 and the value of associated tax credits has doubled in that period.
- Participation in the tax deferral program has increased significantly since FY 2001, but very few of respondents whose household incomes are below the median say they have actually used the program.
- Relatively few of these respondents participate in Senior Service programs offered at Comstock, and only about 20% say they have participated in the Senior Activities programs.
- The Dial-a-Ride program is not heavily subscribed (though a growing number of seniors indicate that their automotive mobility is limited).
- The Visiting Nurse program, funded by the Town, is generally well received and it is used increasingly by these seniors as they advance in age.
- The range of assisted living facilities available to Wilton seniors is varied but may not match demand; availability of age appropriate and affordable single family housing is very limited; the “Stay-at-Home-in-Wilton” initiative seems an appropriate near-term response to some aspects of Wilton’s senior housing limitations.

### **Strategic Options**

The Town of Wilton’s financial and other resources are finite. Nonetheless, we suggest three strategic options and urge you to adopt one of them as a guide to your ongoing relationship with Wilton’s senior population. Those alternatives are to maintain the status quo, to enhance somewhat the situation of the senior population, or to adjust Wilton’s strategic priorities to reflect seniors’ growing influence.

# **Table of Contents**

Introduction	1
CHARACTERISTICS OF SURVEY RESPONDENTS	3
PRINCIPAL FINDINGS	10
Background and Evolution	10
Cost of Living vs. Perceived Quality of Life	13
Senior Representation	18
Decision Criteria	18
Wilton in Context	19
Implications for the Future	20
SELECTED PROGRAMS AND OFFERINGS OF INTEREST TO SENIORS	22
Town-Sponsored Offerings	22
Tax Relief	22
The Senior Center	28
Dial-a-Ride	32
Visiting Nurse and Hospice	32
Non-Governmental Support for Wilton Seniors	34
Housing Options for Seniors	34
“Stay-at-Home-in-Wilton”	36
STRATEGIC OPTIONS AND TACTICAL SUGGESTIONS	37
Maintaining the Status Quo	38
Enhancing the Situation of Seniors in Wilton	39
Adjusting Wilton’s Strategic Priorities	40

## **UNDERSTANDING THE PERSPECTIVE OF WILTON'S SENIOR RESIDENTS**

The Board of Selectmen of the Town of Wilton, Connecticut, asked the National Executive Service Corps ("NESC") to conduct a systematic inquiry into the current situation of the Town's senior residents, with particular attention to the reasoning behind seniors' decisions to leave or to stay in Wilton. Specifically, the Board asked us to develop, administer and analyze seniors' responses to an in-depth survey.

We began our work on 11 August 2010. The team's initial goal was to gain substantive first-hand knowledge about the perceived situation of Wilton seniors ... mainly by meeting and talking individually with a representative sample of those seniors, and also with many of the Town's employees whose responsibilities directly include senior residents' interests. In addition, we reviewed pertinent documentation about Wilton and its various offerings and other programs for seniors. Rather than depending on general knowledge and on the writings and opinions of other experts, we decided it would be more useful to let the Town of Wilton educate us directly about the particular situation of its senior residents. (A listing of those with whom we met formally during this initial phase of our work is attached as Appendix 1.)

Then, based upon what we had learned through this initial orientation process, we designed a comprehensive survey questionnaire. On 12 and 14 January 2011, after appropriate testing and adjustment, 3132 questionnaires were mailed to those Wilton households in which, according to the Town's voter registration records, at least one household member 55 years of age or older resides. Appendix 2 is the survey questionnaire itself, and Appendix 3 is a raw statistical summary of the survey responses. (In addition to the main survey of current senior residents of Wilton, we prepared and distributed a questionnaire for a limited number of households that have recently relocated away from Wilton. That survey questionnaire is included as Appendix 4, and summary results from that survey are included as Appendix 5).

On 11 February 2011, as planned, we closed the survey response period. At that date, 1152 Survey questionnaires had been received at the Wilton Post Office. The overall response rate was 36.8 percent.

This document is based principally upon results of the survey of current Wilton seniors, with reference as well to selected published information about the Town and to pertinent comparative statistical material.

This report comprises four sections. First, by way of general orientation, we present the broad demographic and other distinguishing characteristics of the population that responded to the survey. Then we present and discuss what we consider to be the main findings from the survey. In the third section, we discuss some of the specific programs and other offerings available to seniors in Wilton. And, in the final section, we offer a fundamental recommendation for the Board's consideration.

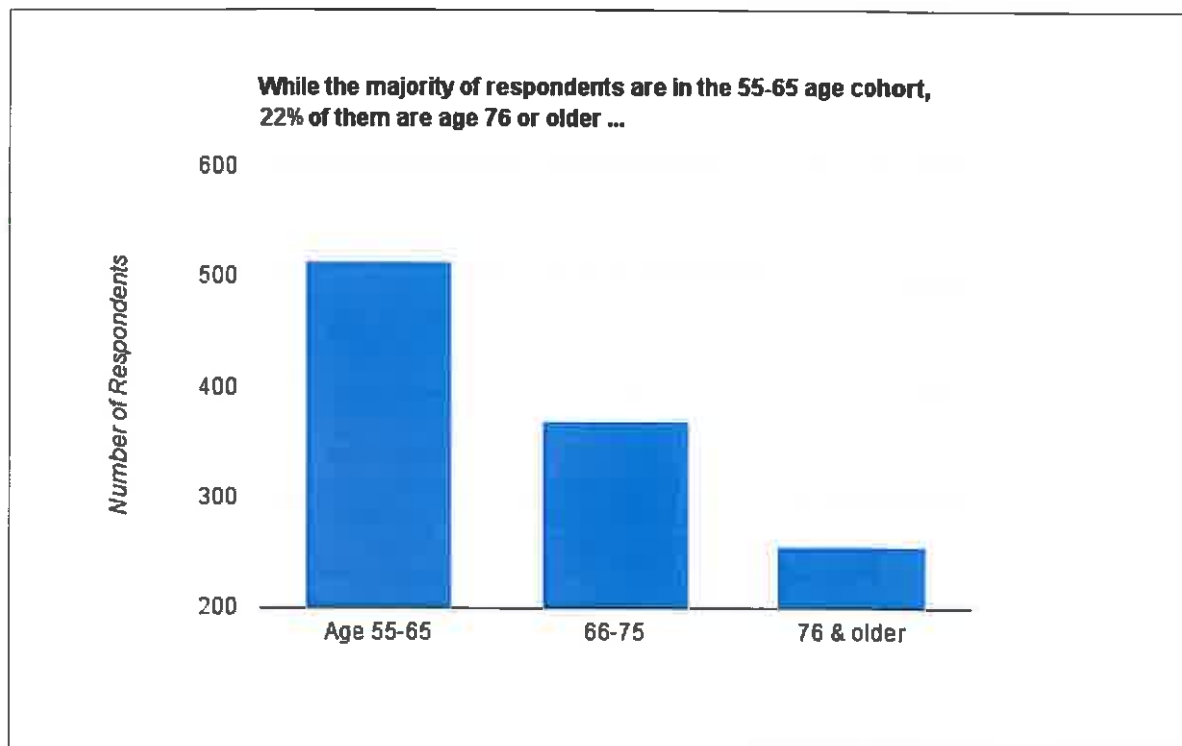
\*\*\*

As we report on survey results, it is important to note that all who were asked to respond to our questionnaire were promised – by way of the introductory letter, and in the survey instructions – that their individual responses would be kept strictly confidential and would remain with NESC. Therefore, none of the subjective responses to the four open-ended questions will be made available to the Town. These responses are aggregated, by main category, as appendices to this report, and our reference to those responses represents our best professional effort to convey the main subjective concerns expressed by Wilton seniors who returned the questionnaire.

## 1. CHARACTERISTICS OF SURVEY RESPONDENTS

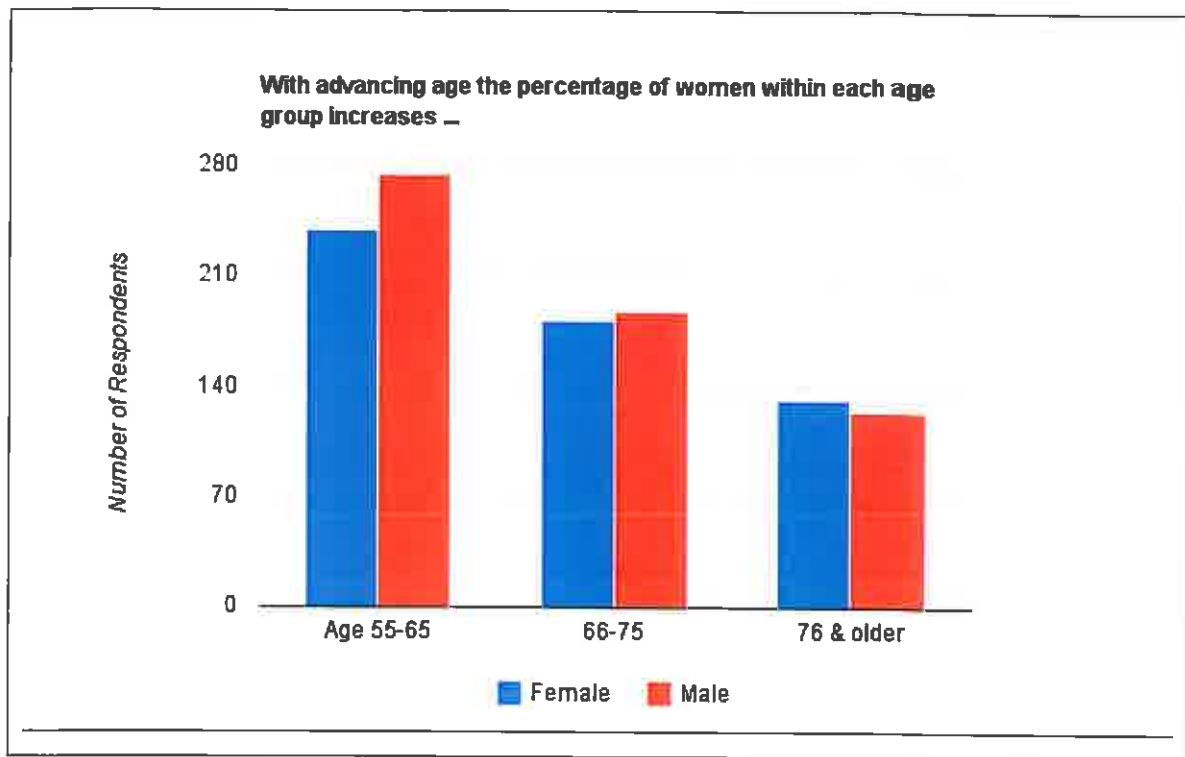
This section contains general descriptive information about the households from which we had received survey responses by 11 February 2011. It is presented as a series of graphs, sorted into arbitrarily established age groupings: 55-65, 66-75, and 76 and older.

- Age Distribution



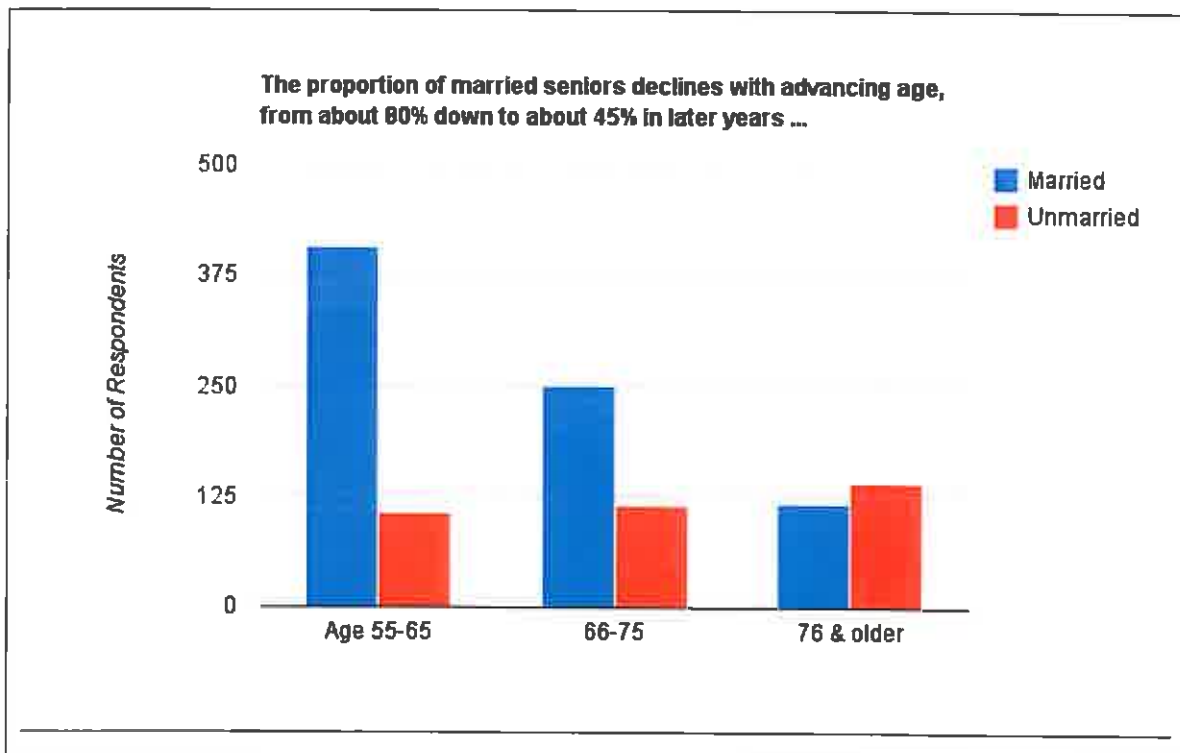


- Gender Distribution By Age

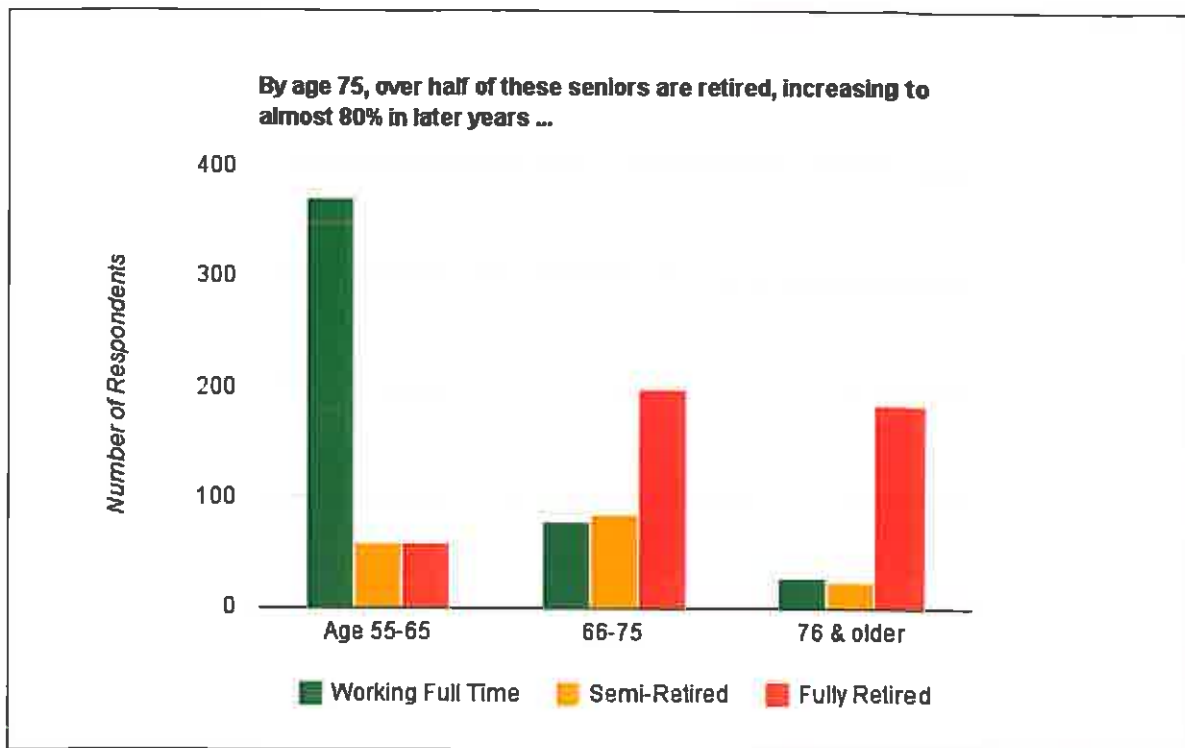


*The female proportion in each age group is 46%, 49%, and 51% respectively.*

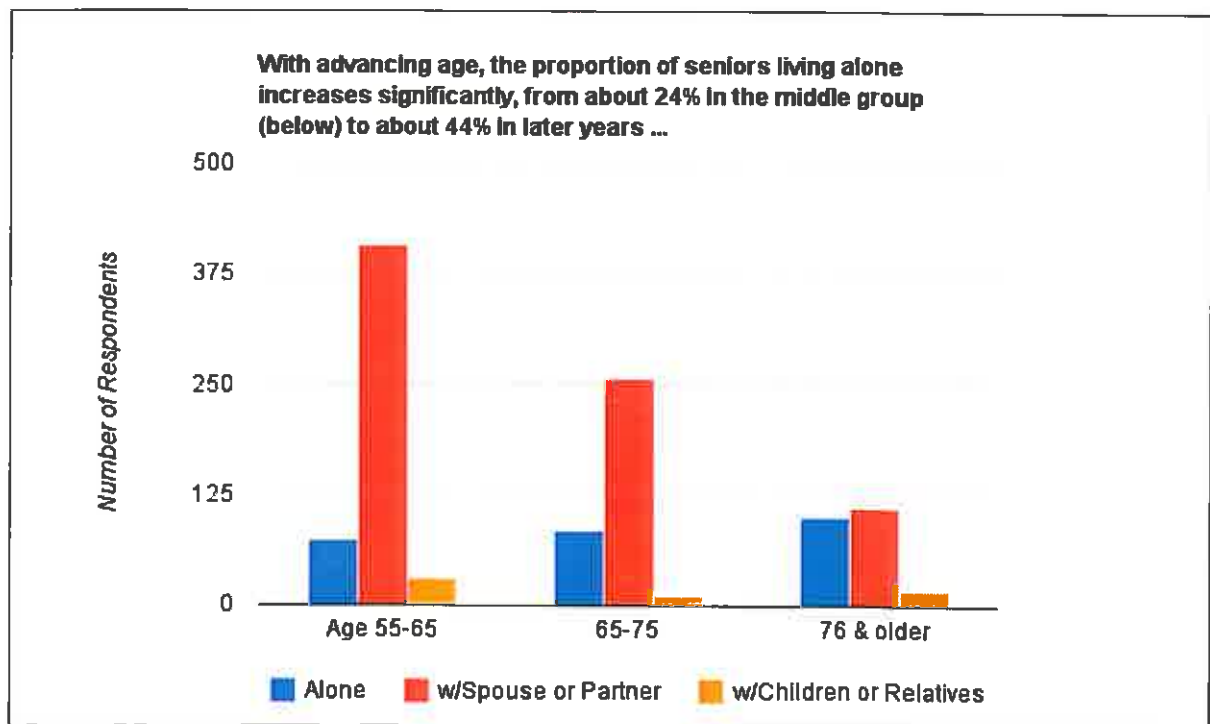
- Marital Status By Age



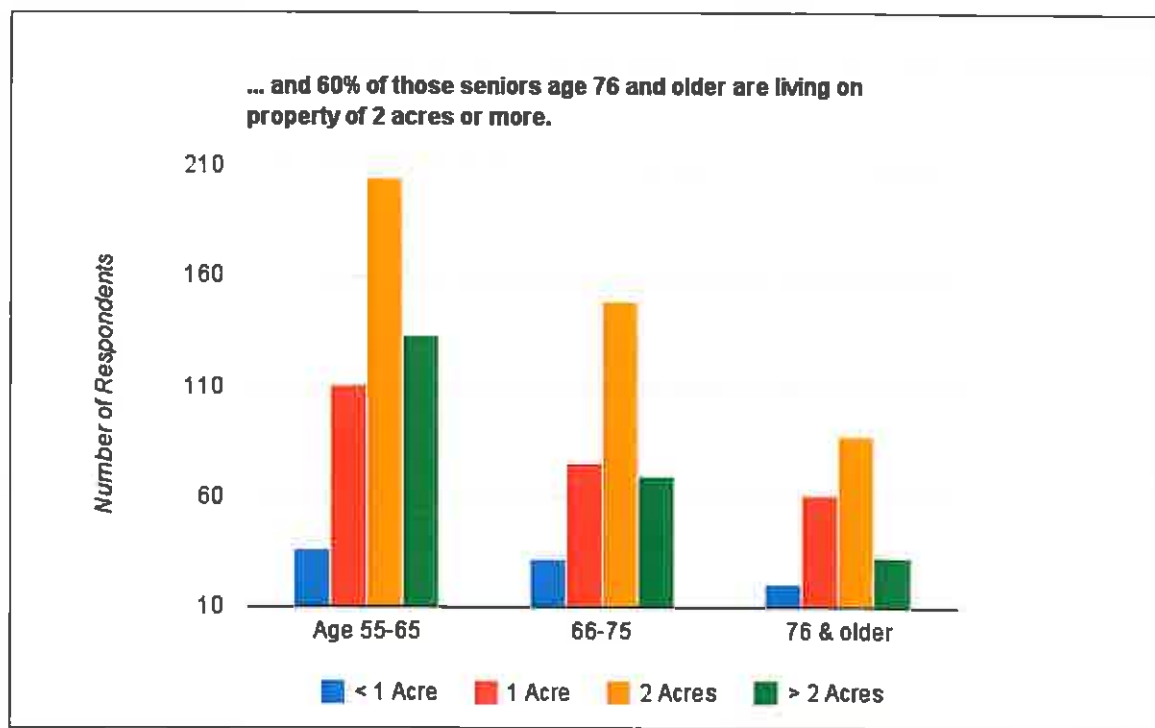
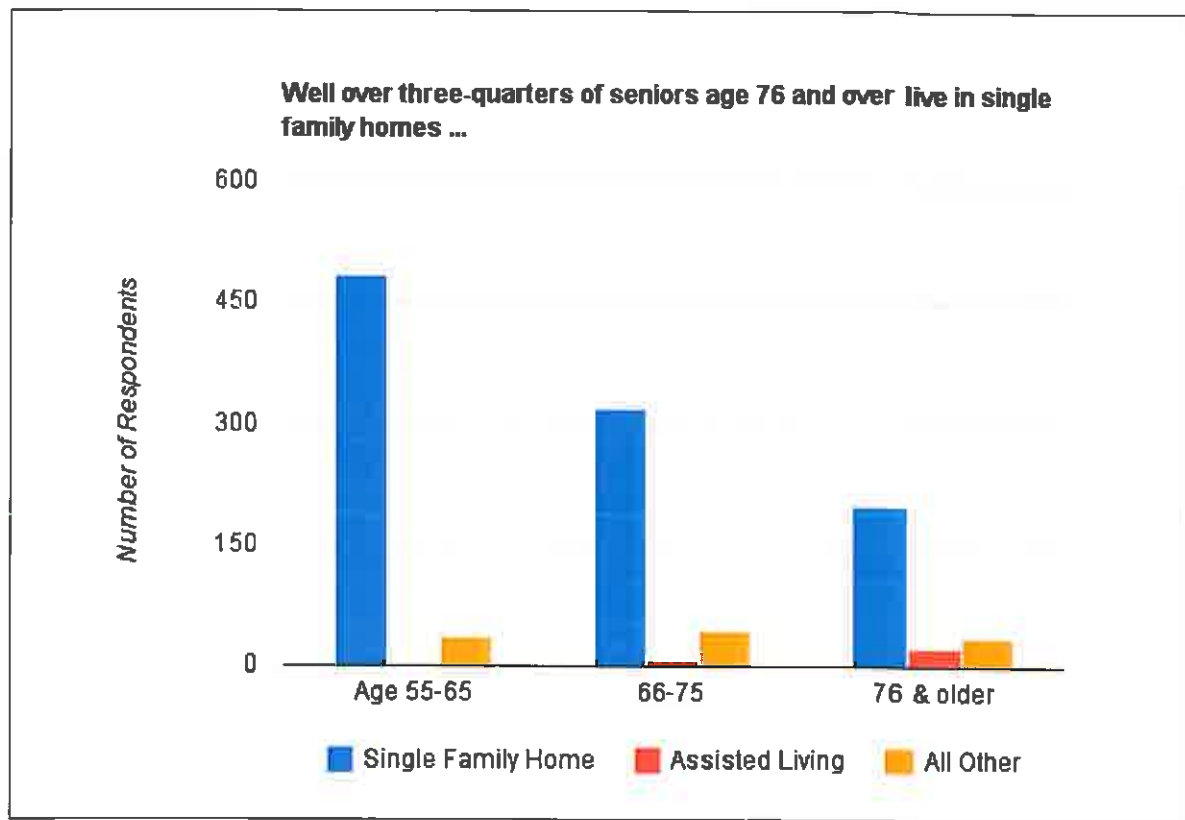
- Retirement Status By Age



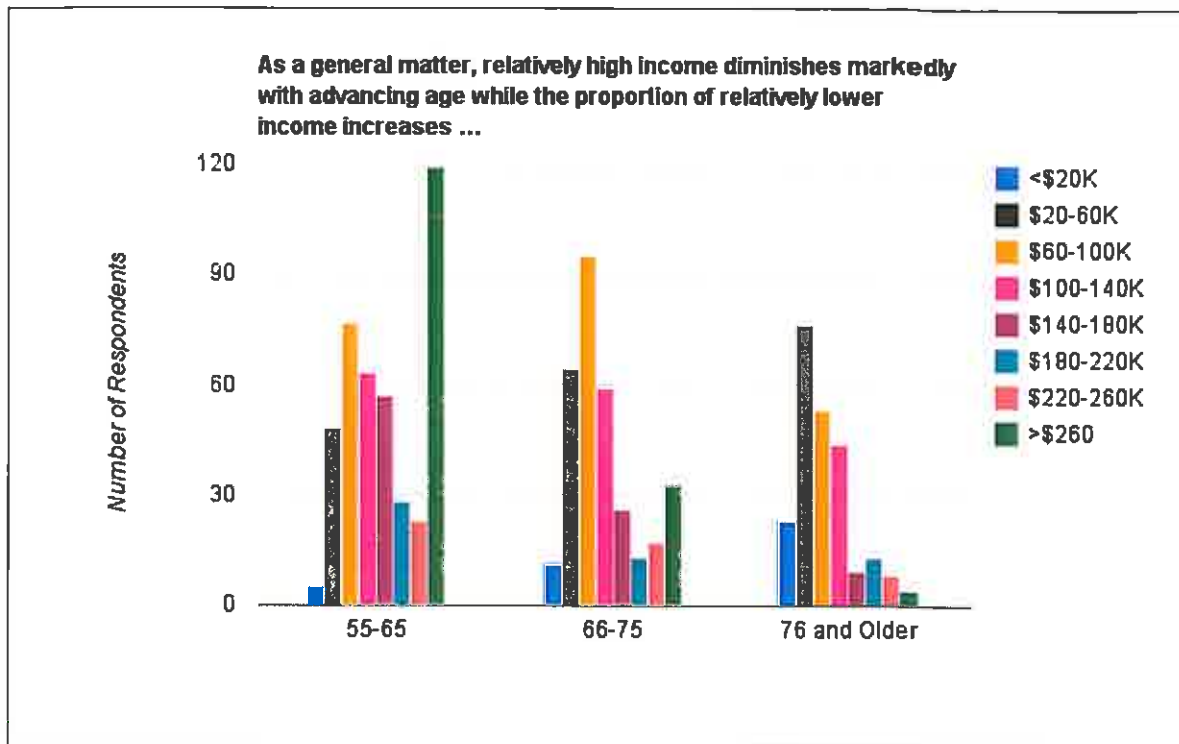
- Living Arrangement By Age



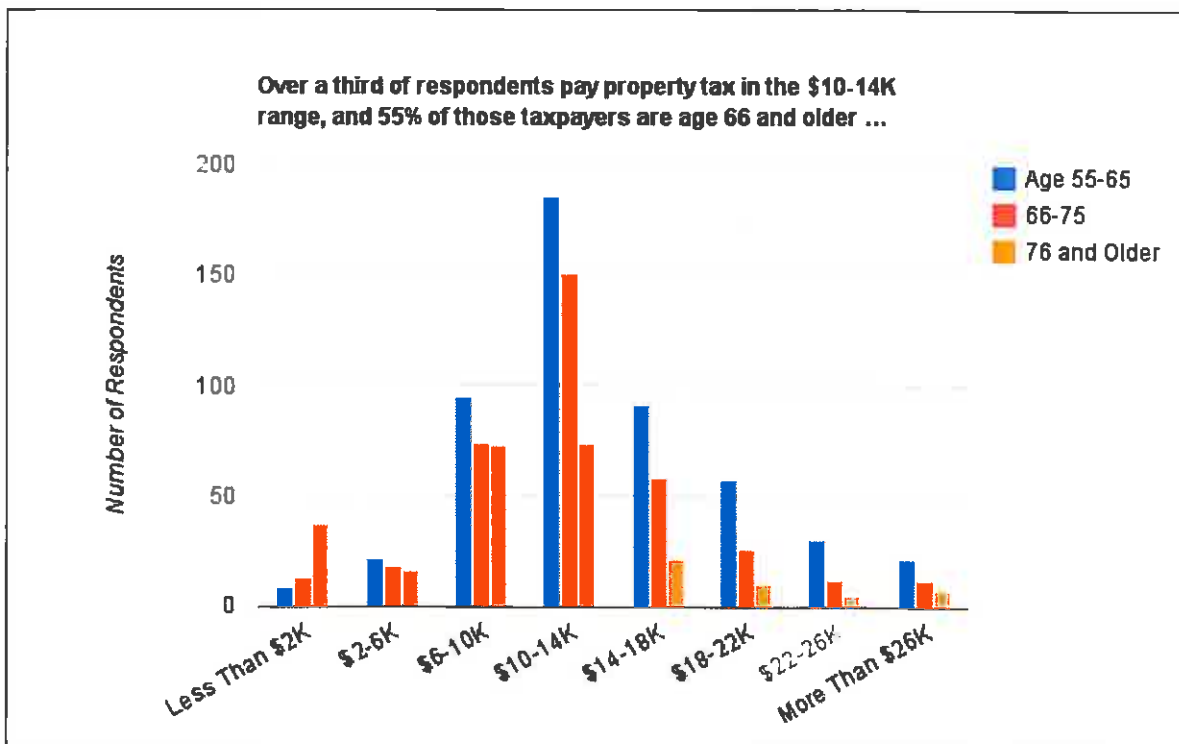
- Dwelling Type And Lot Size



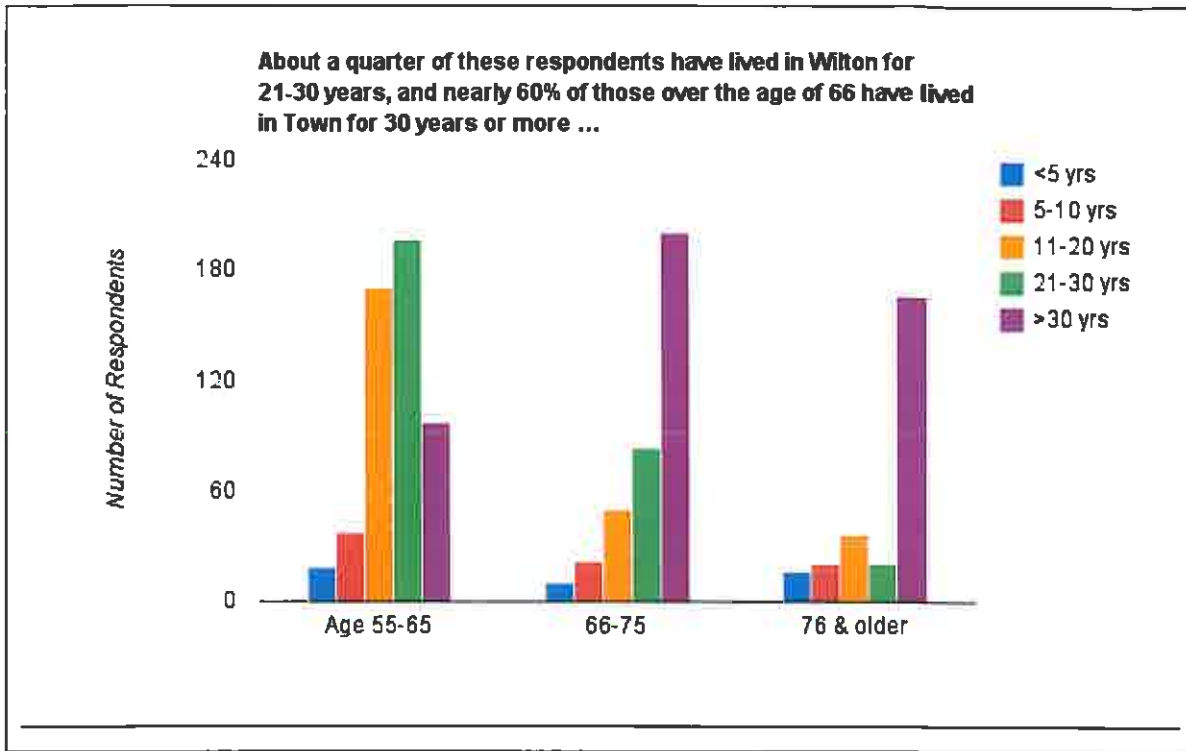
- Annual Household Income By Age



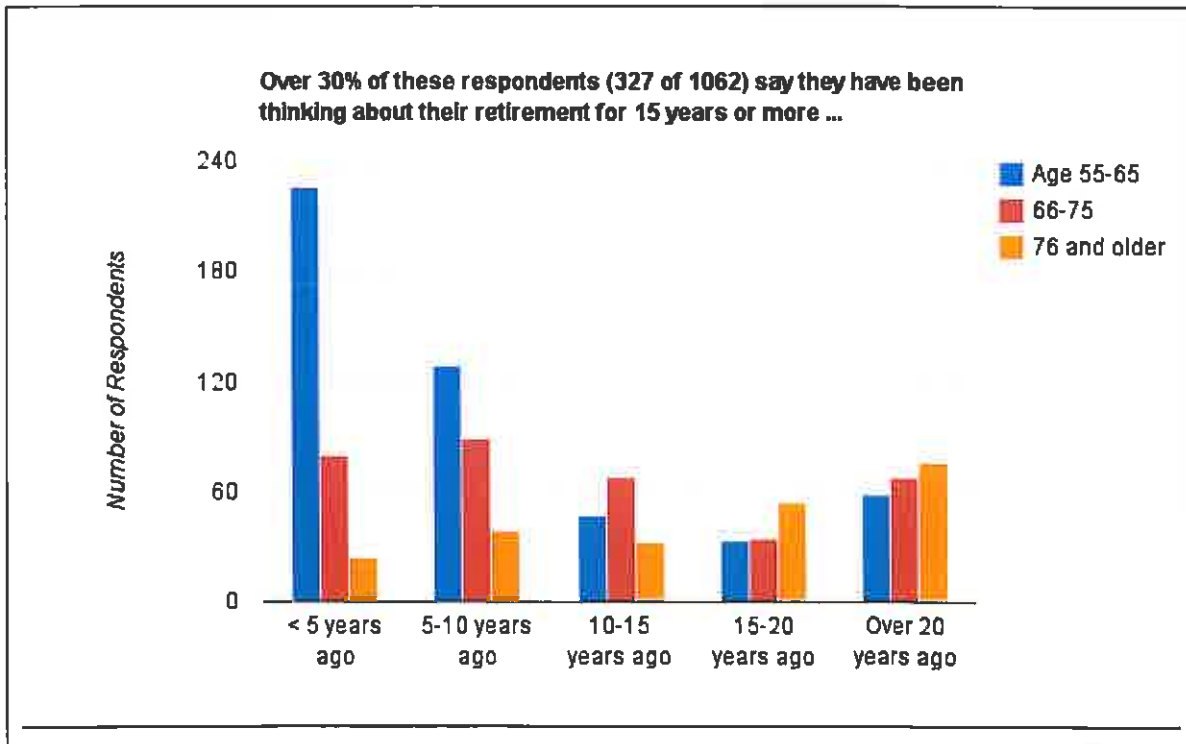
- Property Tax Level

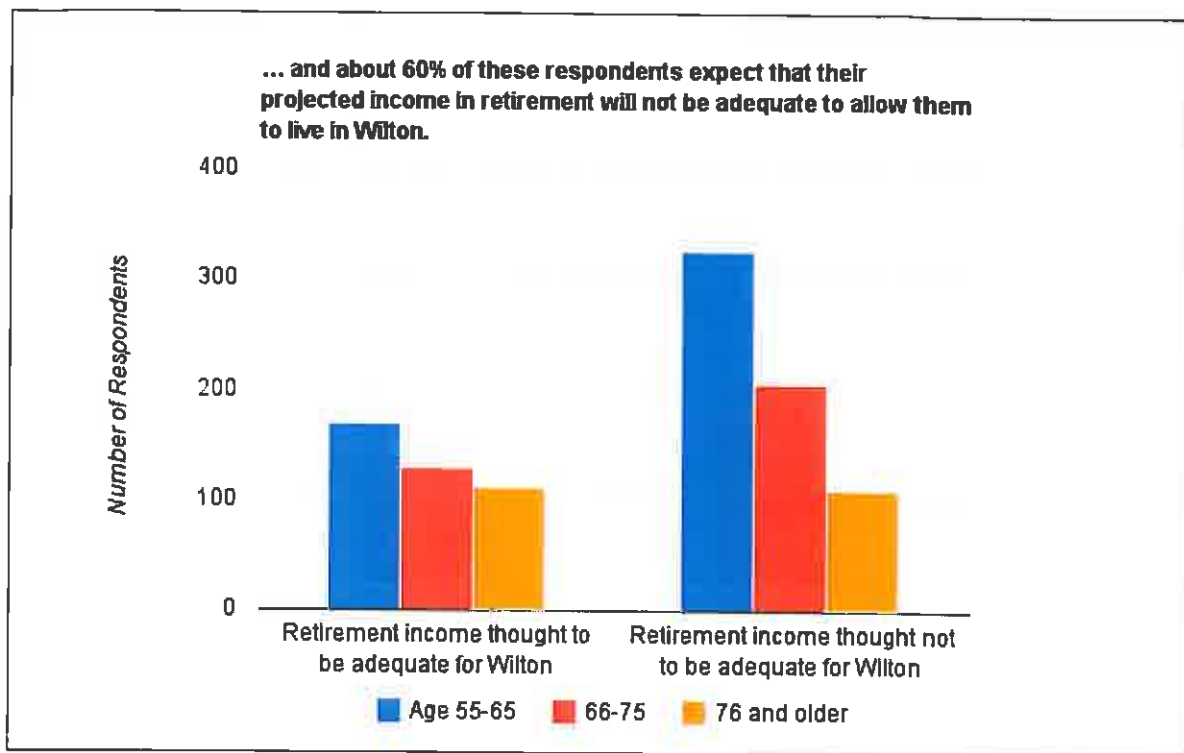


- Tenure In Wilton



- Retirement Income Planning Horizon And Projected Income Adequacy





With regard to retirement income adequacy, it seems important to note that while older respondents are about evenly split on the question, the cohorts behind them are markedly less optimistic.

\*\*\*

Given the robust rate of return of the survey questionnaire, (1152 of 3132, or almost 37%), it seems reasonable to believe that the characteristics summarized above fairly reflect the characteristics of the broader population of senior residents of Wilton.

## **2. PRINCIPAL FINDINGS**

**The core finding from the survey is that senior Wiltonians are concerned about the relationship between their cost of living in Wilton and their corresponding quality of life.** That concern is somewhat intensified in that some of Wilton's senior residents feel isolated, under-represented and effectively disenfranchised. Based on subjective survey responses, many seniors express the view that the Town does not adequately value their varied contributions over the years, that it is relatively indifferent to their current needs and interests, and that in any event their voice is overwhelmed by the Town's abiding passion for education matters. In this section, we will explore certain aspects of their concern.

### **Background And Evolution**

Since its formal recognition as a Connecticut Town, in 1802, Wilton has evolved and developed, as has Fairfield County and the region broadly. Today, the Town is geographically quite substantial, comprising some 17,280 acres. The US Census Bureau places Wilton's 2010 population at 18,062, up 2.43% over the past decade. The housing stock totals about 6000 units, mostly in the form of single family dwellings on property of at least one acre.

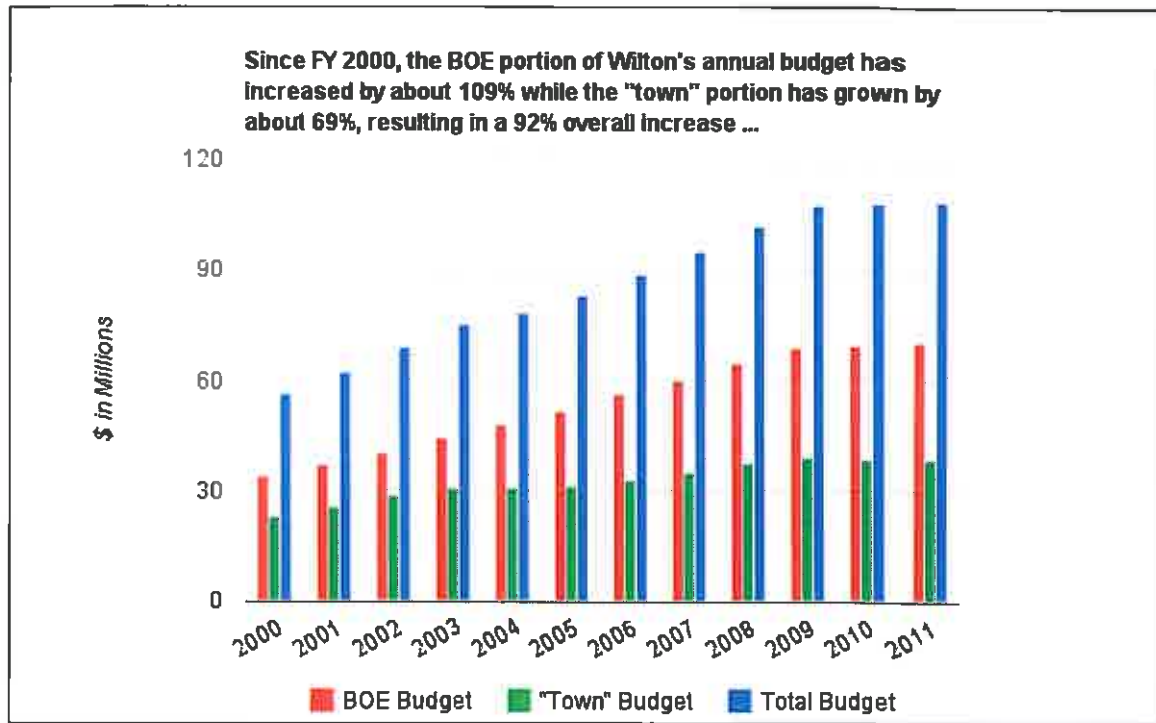
In recent years, the enhancement of Route 7 as it passes through the Town, and commercial development and enhancement of the central commercial area, have had some noticeable influence on the character of Wilton. But Wilton essentially succeeds in maintaining the rural character that continues to be an attractive feature for many current and prospective residents.

As a general matter, Wiltonians are strongly committed to providing very high quality educational opportunities for their children. Wiltonians take great pride in Wilton's public education program, and that commitment and pride are clearly reflected in the way the Town allocates its resources.

The current annual Town Budget is about \$108.7 million, of which \$70.3 million, or about 65%, funds Wilton's public school system. The most recent "school budget"

increased by 1.15% over the prior year, while the overall “town budget” increased by about .06% over the prior year. The charts below show the evolution of the annual budget since FY 2000, total property taxes collected annually since FY 2001, and the annual rates of increase in taxes collected since 2002.

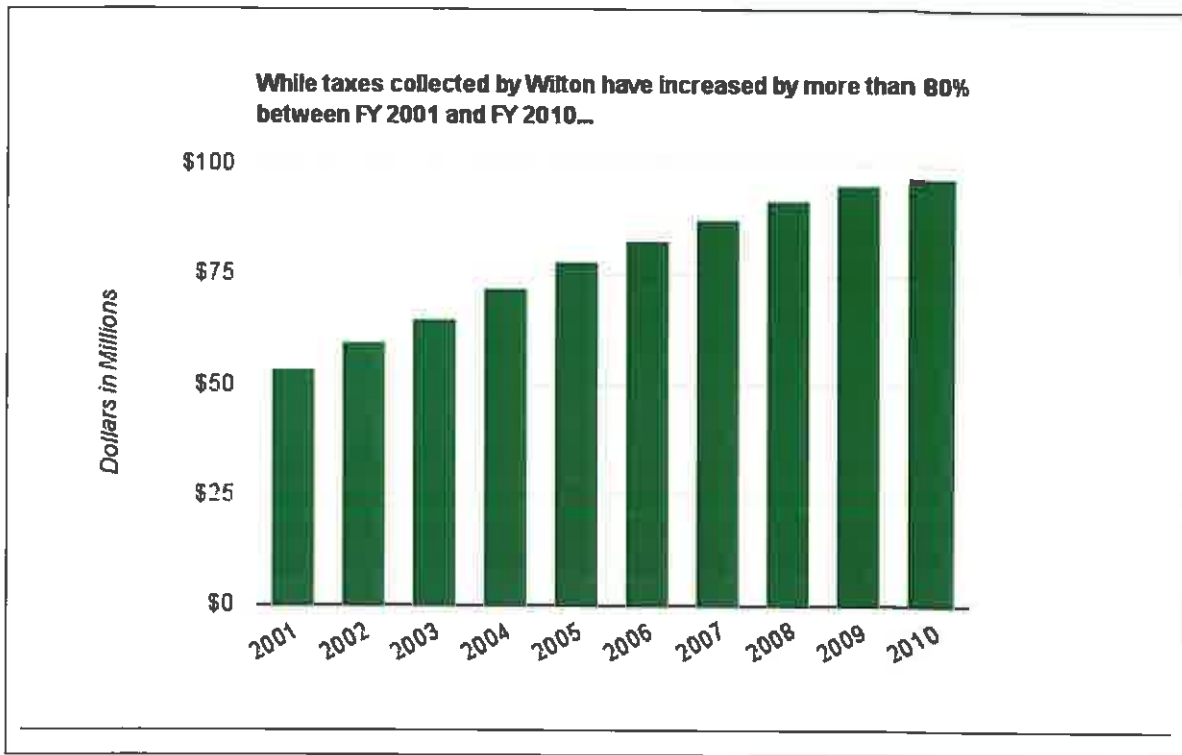
- Wilton Budget Since 2000 (BOE, “Town”, Total)



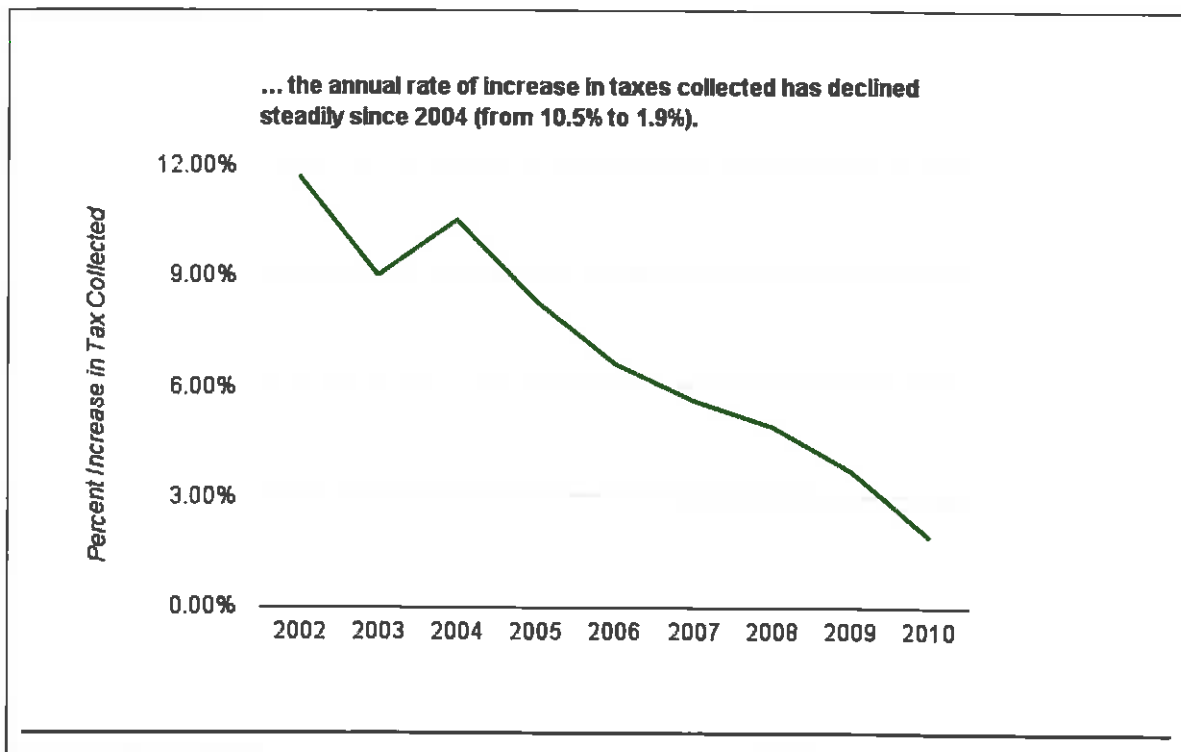
Source: Comprehensive Annual Financial Report (CAFR), 2010



- Tax Revenue Since 2001



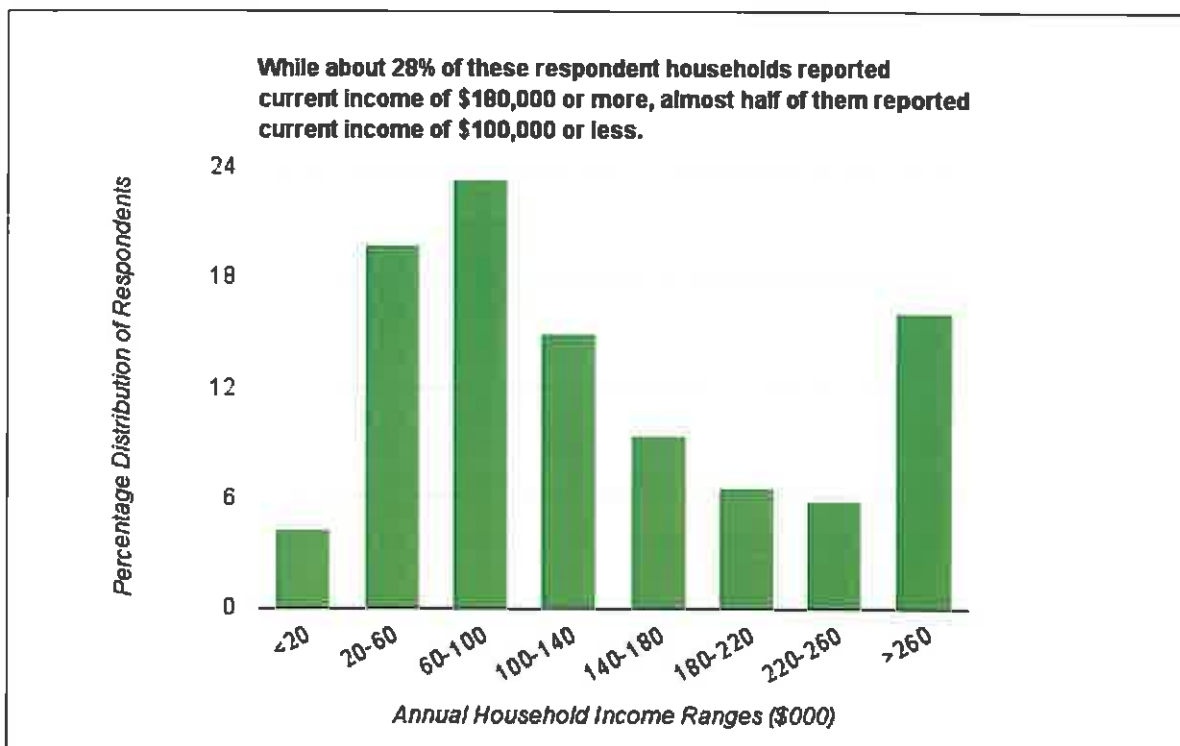
Source: Comprehensive Annual Financial Report (CAFR), 2010



Source: Comprehensive Annual Financial Report (CAFR), 2010

### **Cost of Living vs. Perceived Quality of Life**

Wilton is a generally affluent town where the median household income in 2009, as reported in the Connecticut Economic Resource Center's 2010 Wilton Profile, was almost \$182,000. And 28.5% of survey respondents reported current annual household incomes of \$180,000 or more. But that leaves 71.5% of these households operating at economic levels below the Wilton median, including almost half of them at or below the \$100,000 level. And, in fact, the statistical median household income for these survey respondents is \$140,000.

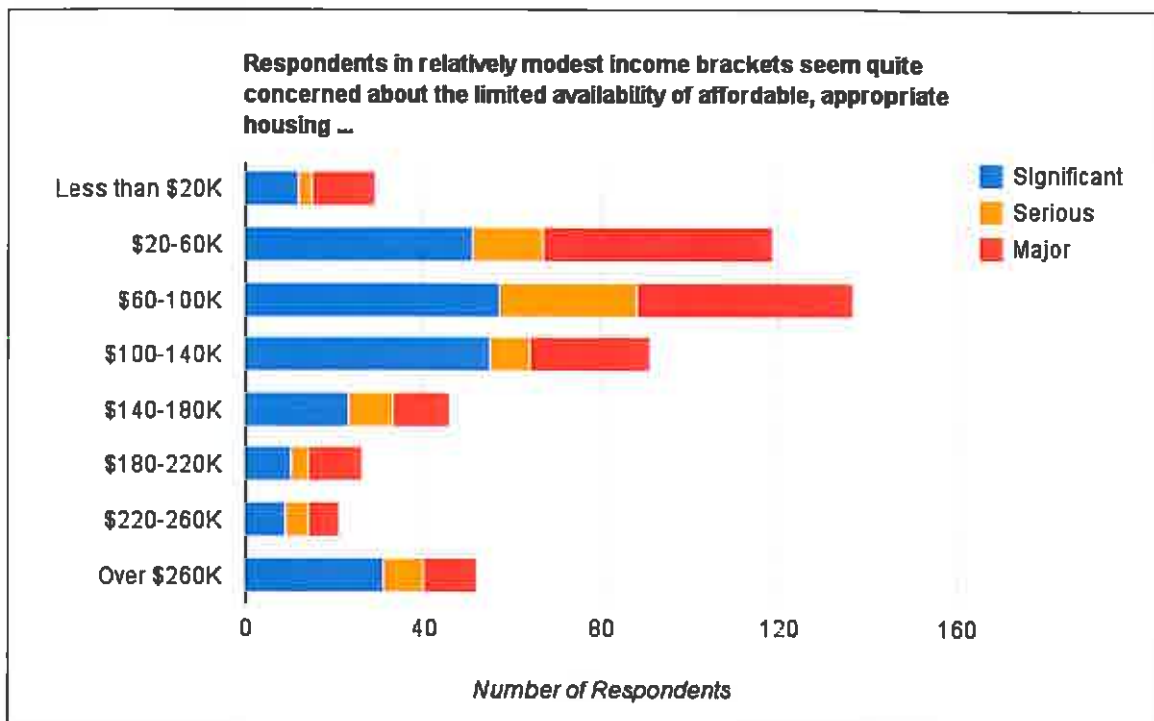


Applying these percentages to all 3132 households to which the survey was sent would suggest that about 2240 Wilton households (71.5% of 3132) currently operate at economic levels below what the Town considers to be the median income, including about 1480 households (47.3%) at or under \$100,000.

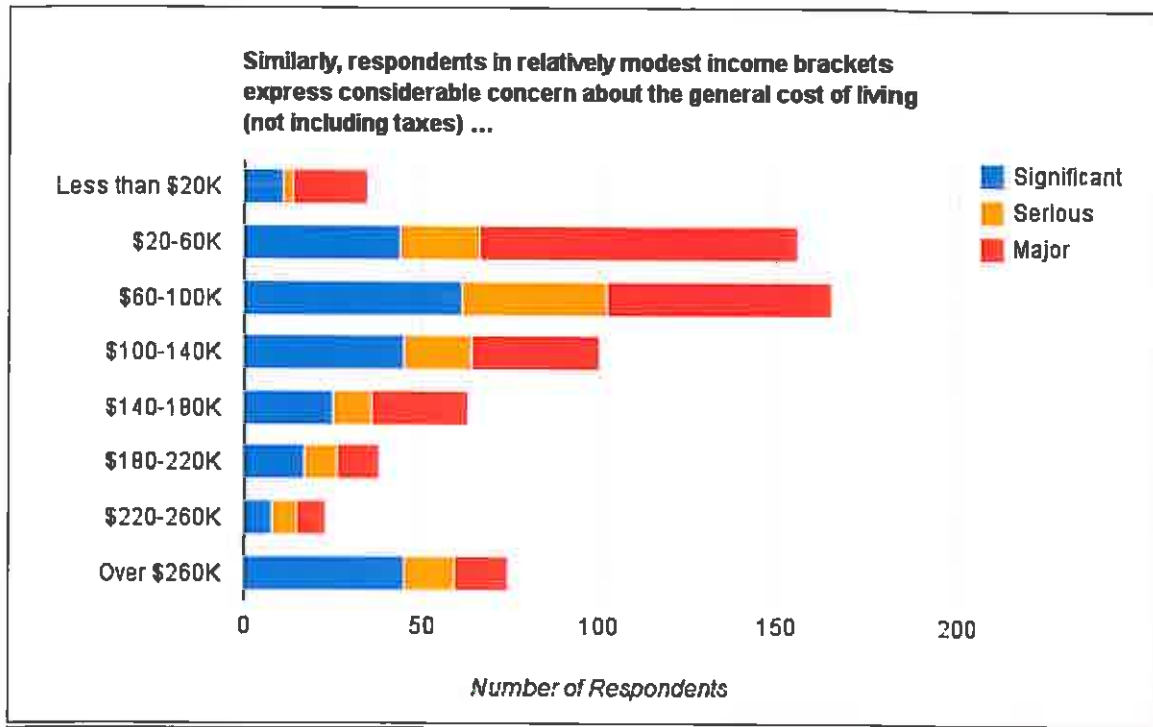
87% of these responding households are based in single family residences, and as noted earlier, two-thirds of them are faced with maintaining property of two acres or more and fully two-thirds of them are paying the Town at least \$10,000 annually in property taxes.

In response to four categorical inquiries about the cost of living in Wilton (Question 6), respondents indicated the degree to which each category represents a challenge to them. The four questions related to the availability of affordable appropriate housing, the general cost of living, current tax levels, and the predictability of future tax levels.

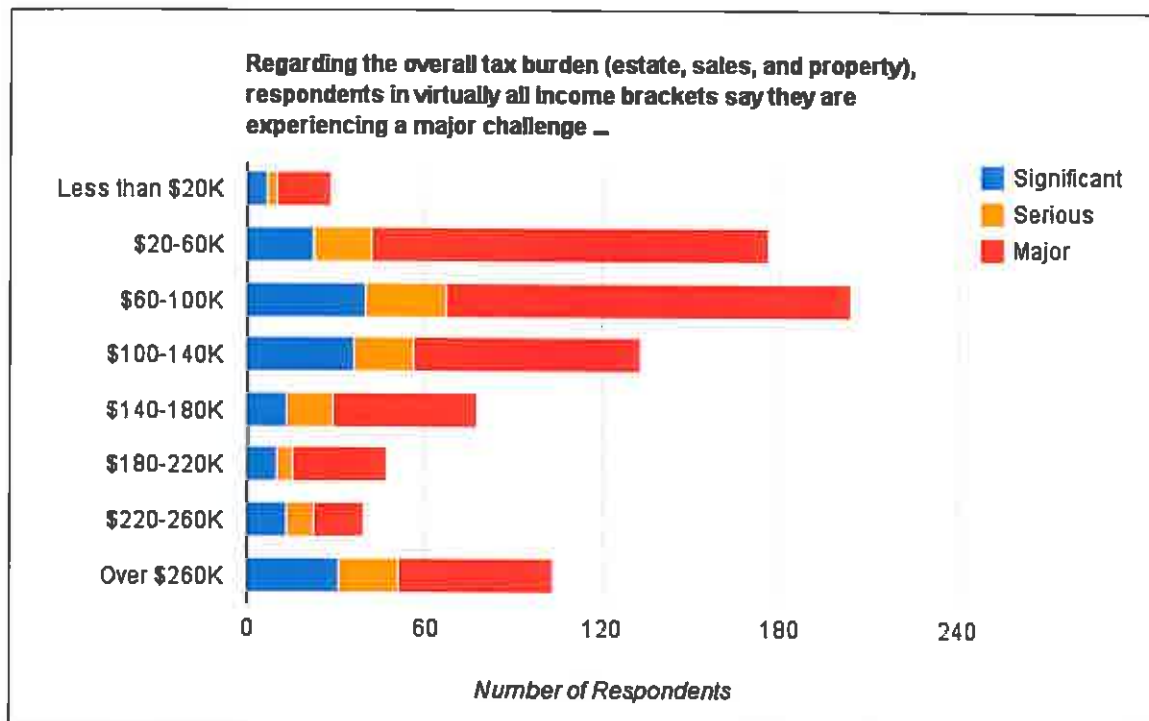
- Regarding the availability of affordable, appropriate housing, 55% of respondents characterize their situation in Wilton as a challenge in the range from “significant” to “major”.



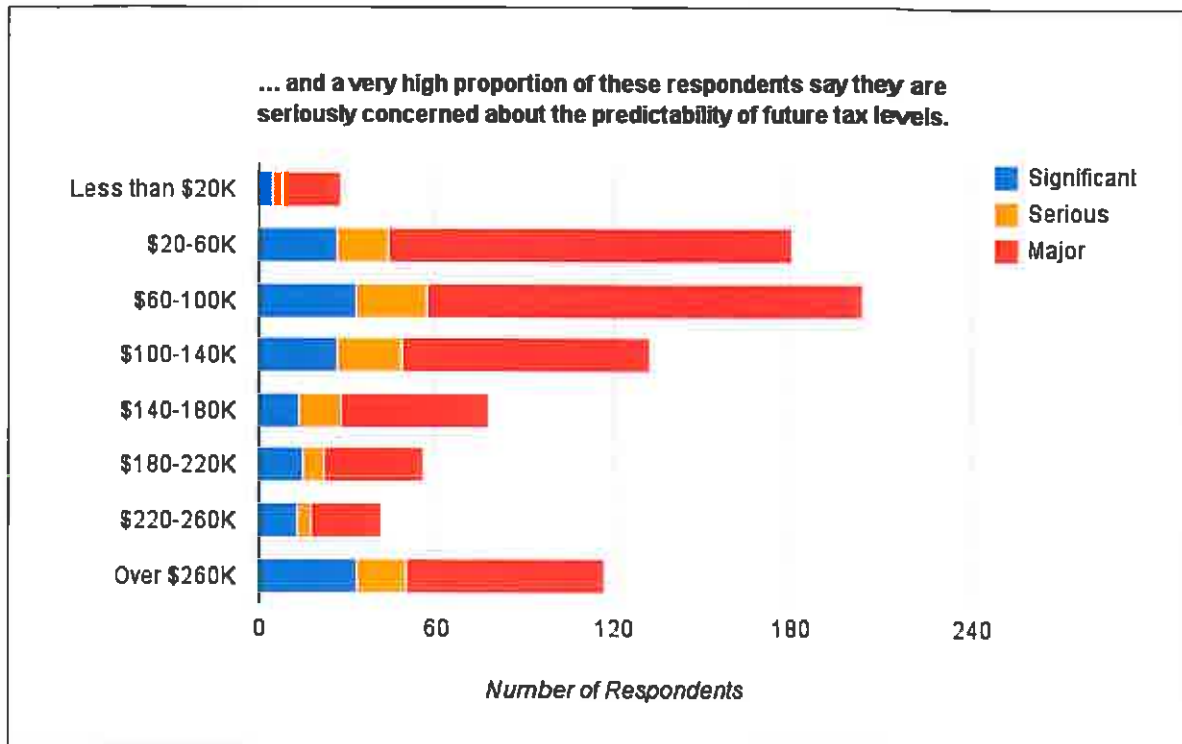
- 68% of respondents characterize the overall cost of living in comparable terms.



- 84% of respondents say they are very concerned about current tax levels.



- And 87% of them are worried about the unpredictability of future tax levels.



Finally, with respect to these seniors' perceptions of the cost of living in Wilton, they were asked (in Question 1) about the relative importance of various factors influencing their decision to stay in Wilton or to relocate elsewhere. 53% of these respondents cited the overall cost of living as more important than any other single factor. And (in Question 2) about 47% of them cited the cost of living as the single most undesirable aspect of living in Wilton as opposed to other communities they might consider.

Survey Question 26 invited respondents to provide additional comments or suggestions that they believed pertinent to the survey. Almost half of all survey respondents chose to comment and some addressed multiple concerns. 515 of their responses alluded to either cost of living matters or quality of life issues in Wilton. While 66.6% of these responses were related to cost of living matters, it is important to note that the remaining 33.4% involved quality of life concerns. These responses are tabulated by topic in the table below:

<b>Subjective Comments Concerning Cost of Living and Quality of Life</b> <b>(Question 26)</b>		
<u>Concerns Expressed</u>	<u>Frequency of Mention</u>	<u>%</u>
<b><u>Cost of Living</u></b>		
Taxes Too High	121	23.5
Property Tax Relief Needed	89	17.4
Cost of Living Too High	53	10.3
School Budget Too High	45	8.7
Taxes Too High For Services Provided	17	3.3
School Taxes Too High	17	3.3
<b>SUB-TOTAL (COL)</b>	<b>342</b>	<b>66.3</b>
<b><u>Quality of Life</u></b>		
Lack of Affordable Housing	28	5.4
Need More Programs & Services	28	5.4
Transportation Limitations	21	3.8
Seniors Not Treated Well / Valued	21	3.8
Dissatisfaction With Town Government	19	4.0
Poor Quality of Senior Programs	19	4.0
Unwelcoming Culture	9	3.8
Insufficient Program Information	9	3.8
Weather	8	1.7
Home Maintenance	7	1.4
Town Losing Charm	4	.7
<b>SUB-TOTAL (QOL)</b>	<b>173</b>	<b>33.4</b>
<b>TOTAL</b>	<b>515</b>	<b>100</b>

## **Senior Representation**

Structurally, seniors' formal participation and influence in Town government and governance seems comparatively limited. For example:

- The nine-member **Commission on Social Services** is appointed by the Board of Selectmen. It advises the Selectmen and the Department of Social Services on the current and future social services needs of the Town, including matters pertaining to senior Wiltonians. The commission meets monthly to discuss senior citizen and youth matters, long range planning, and other issues that affect the general welfare of the Town. The commission exercises minimal influence on development of the Social Services Department's budget.
- In addition, the **Wilton Senior Council**, composed of senior residents of the Town and representatives from the various Wilton agencies and organizations that have interest in matters affecting the senior population, meets quarterly to discuss matters of mutual interest. The Council facilitates networking and arranges speakers on topics such as transport, nutrition, medical matters and taxes.
- And the Board of Selectmen sometimes appoints "study groups", such as the **Elderly and Disabled Tax Relief Review Committee**, which produced professional grade analyses and recommendations for consideration by the Board of Finance and the Board of Selectmen in December of 2009.

By way of contrast, the six-member **Board of Education** is *elected by the citizens at large to serve as liaison between the community and the schools*. The Board normally convenes twice monthly and its very robust direct responsibilities include developing and recommending the annual education budget (currently \$70.3, or about 65% of total planned operating expense for FY 2011), overseeing disbursements, establishing policy and regulations, hiring the Superintendent, approving administrators, adopting books and courses, negotiating staff contracts, and hearing citizen appeals.

Many seniors express the view that the Town seems essentially organized around the commitment to provide effective education, while the needs and interests of seniors seem to attract relatively little attention.

## **Decision Criteria**

Respondents were asked (in survey Question 16) to specify and prioritize the three to five principal criteria that they consider when they think about the possibility of living

somewhere other than Wilton. They were also asked (in Question 17) to name the single factor or development that would be decisive in a decision to relocate from Wilton.

With regard to the most *important criterion*, about 38% of respondents (the clear plurality) named taxes while 26% cited the cost of living. As the *second most important criterion*, about 27% cited the cost of living, while 22% named taxes. And as the *third most important criterion*, 17% cited the cost of living, while property taxes and “lifestyle” were about even at 14% of respondents. Appendices 6, 7, and 8 are three analyses of the distribution of these responses, by level of importance.

In terms of the single overarching factor these respondents consider when deciding to stay in Wilton or to relocate elsewhere (Question 17), about 41% of respondents cited relative tax levels and 24% would place primary weight on their perception of the relative cost of living. Appendix 9 shows the distribution of these responses.

Appendix 10 (Question 12) is an analysis of the destinations to which these respondents indicated that they would relocate. The top three destination areas are the Southeast (34.3%), other Towns in Connecticut (21.6%), and other New England States (10.2%). The top five destination States are Connecticut (150), Florida (87), North Carolina (44), South Carolina (41) and Virginia (24).

And Appendix 11 is an analysis of decision criteria for respondents who indicated likely relocation within Fairfield County.

### **Wilton in Context**

Wilton is by no means alone in its need to respond to the growing influence of its senior residents. For perspective, it is useful to compare Wilton with selected other Connecticut towns. Each community is literally unique in its distinctive history and in the economic and social patterns that have evolved. And each faces its particular challenge in terms of the growing importance of its senior population.

Among the 150 respondents planning to relocate within Connecticut, 90 indicate that they will move to other Towns within Fairfield County. Appendix 12, based on CERC data, is



a table showing a range of comparative information on 9 selected Fairfield County towns to which 67 survey respondents said they intend to move. Pertinent characteristics of these destinations include:

- Most of these communities are in close proximity to Wilton.
- The proportion of the population enrolled in public school systems ranges between 20% and 25.5% in towns having populations of 25,000 or fewer
- The proportion of annual budgets allocated to education range between 61% and 72% in towns having populations under 25,000
- Per capita tax levels are generally (but not universally) lower than in Wilton
- The most popular Fairfield County relocation destination among these respondents is Norwalk, at 24.

### **Implications for The Future**

These survey results directly predict neither the rates at which seniors will decide to leave Wilton (or stay) nor the timing of those decisions and actions. However, if senior residents actually chose in substantial numbers to relocate away from the Town, the social and cultural fabric of the place will gradually change. “Institutional memory” may fade. The perceived importance of long experience in Wilton may be gradually displaced by a tightening focus on the here and now. Interest in, and availability for, community service and volunteer activities might gradually decline in the face of increasingly urgent involvement in active and competitive careers. And, as proportionately fewer seniors remain in the population, the rather modest political influence they retain will shrink further with the passage of time.

All of these “soft” implications are important considerations, gradual and subtle though they may be.

But certain economic implications seem less subtle and might be viewed today with a greater sense of urgency. This line of reasoning is not new.

The survey response, from over one-third of the senior resident population in Wilton, shows that 60% of seniors do not believe they will be able to afford to stay in Wilton in

retirement. Mitigating that possibility, and in a somewhat different context (Question 11), 45% of respondents indicate that, regardless of other concerns, they are not currently thinking of moving.

If the actual number of households departing Wilton turned out to be closer to 50%, about 1500 of the roughly 3100 residences currently occupied by seniors will eventually be vacated as these seniors decide to move elsewhere.

Most of those residences are relatively substantial, the vast majority of them single-family units, and many on large lots. In the fullness of time, these properties seem likely to be acquired by younger buyers, many of whom will have school-age children. As earlier studies have suggested, if those new families were each to include two school-age children and those children were to enter the Wilton public school system at an annual cost of about \$16,000 per student, the economic implications could be quite substantial.

To be sure, many other factors will influence the actual economics here, including the actual rates of attrition of seniors and their replacement by younger families. But as a general matter, the property taxes paid by current senior residents are likely to be essentially comparable to the taxes that will be paid by incoming younger residents, while the added expense associated with their children's enrollment in the school system represents a significant potential burden to be borne by the Town.

### **3. SELECTED PROGRAMS AND OFFERINGS OF INTEREST TO SENIORS**

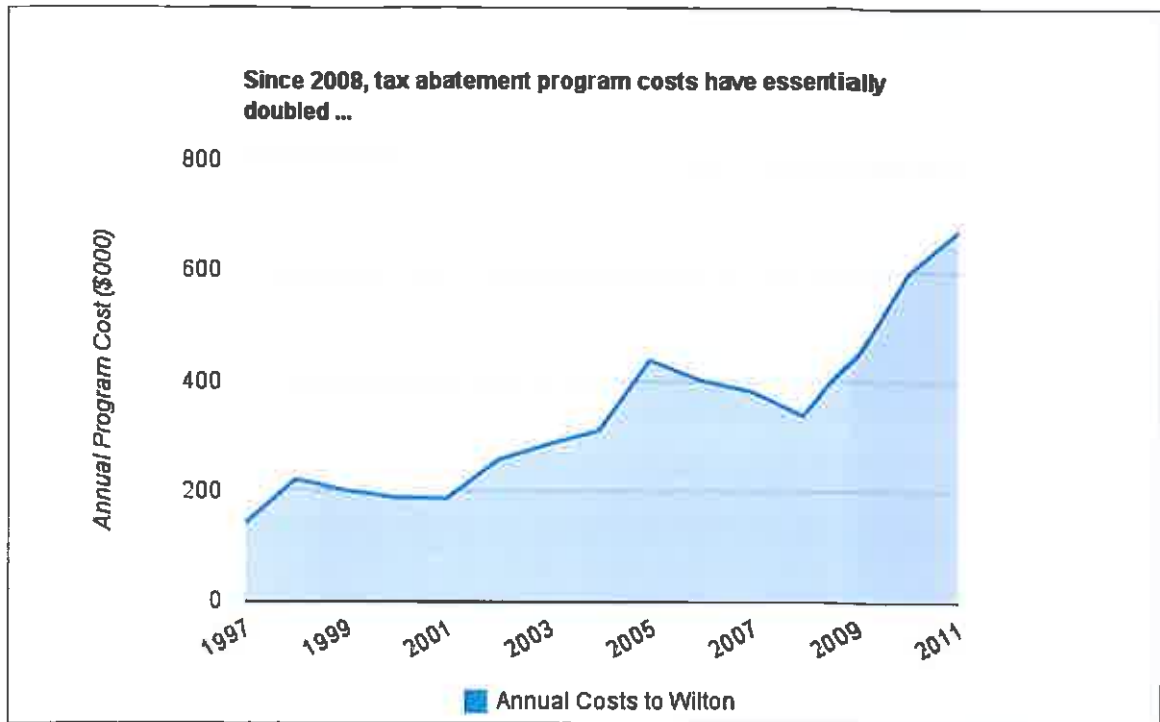
Wilton has recognized and responded to the changing needs and interests of its senior residents. Some of that recognition and response has taken the form of specific programs developed and offered directly by the Town. In addition, there have been various “private sector” initiatives. In this section, we will discuss some of the more important of these programs and initiatives, including seniors’ views and opinions about them as expressed by survey respondents.

#### **Town-Sponsored Offerings For Senior Residents**

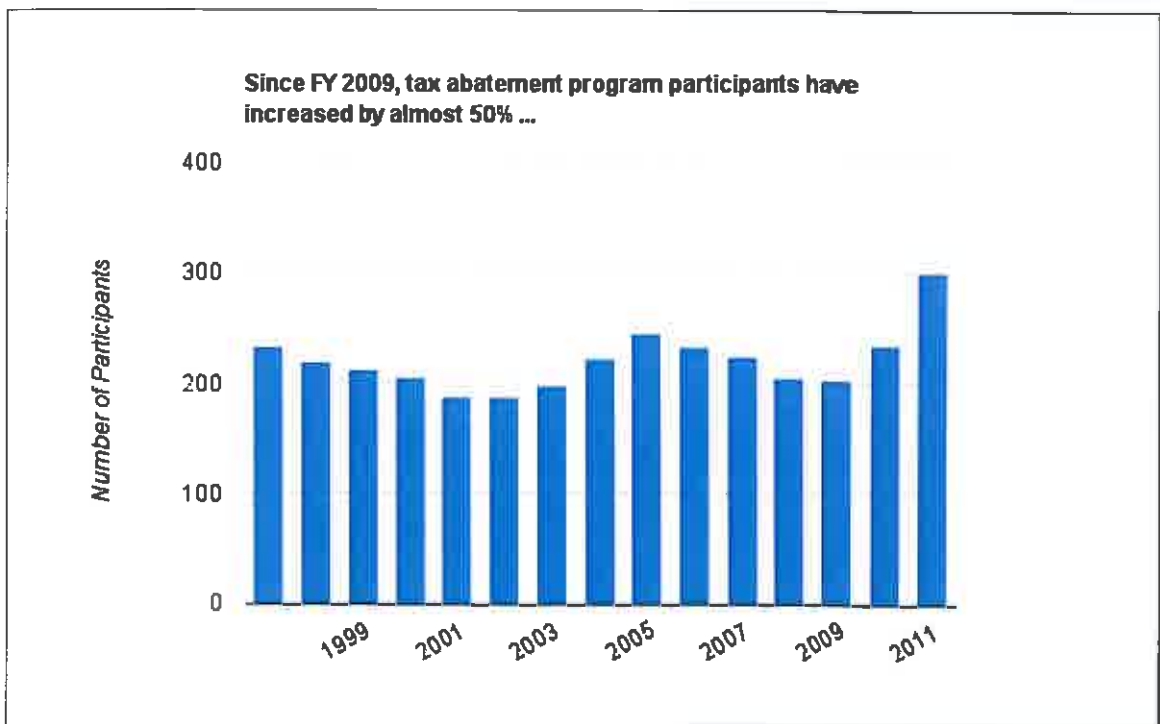
The Town of Wilton directly offers a fairly broad array of activities and services in response to the needs and interests of seniors. Of these, perhaps the most important for our consideration here are the tax relief programs, the activities and programs offered at the Senior Center, the Dial-a-Ride program, and certain public health services offered by Visiting Nurse and Hospice of Fairfield County that are specifically targeted on older adults and funded directly by the Town.

- Tax Relief for Wilton’s elderly and disabled citizens takes the form of two separate programs. In each case, eligibility is based upon specified levels of “qualifying income”, and since 2002, eligible taxpayers have been able to participate in both programs simultaneously.

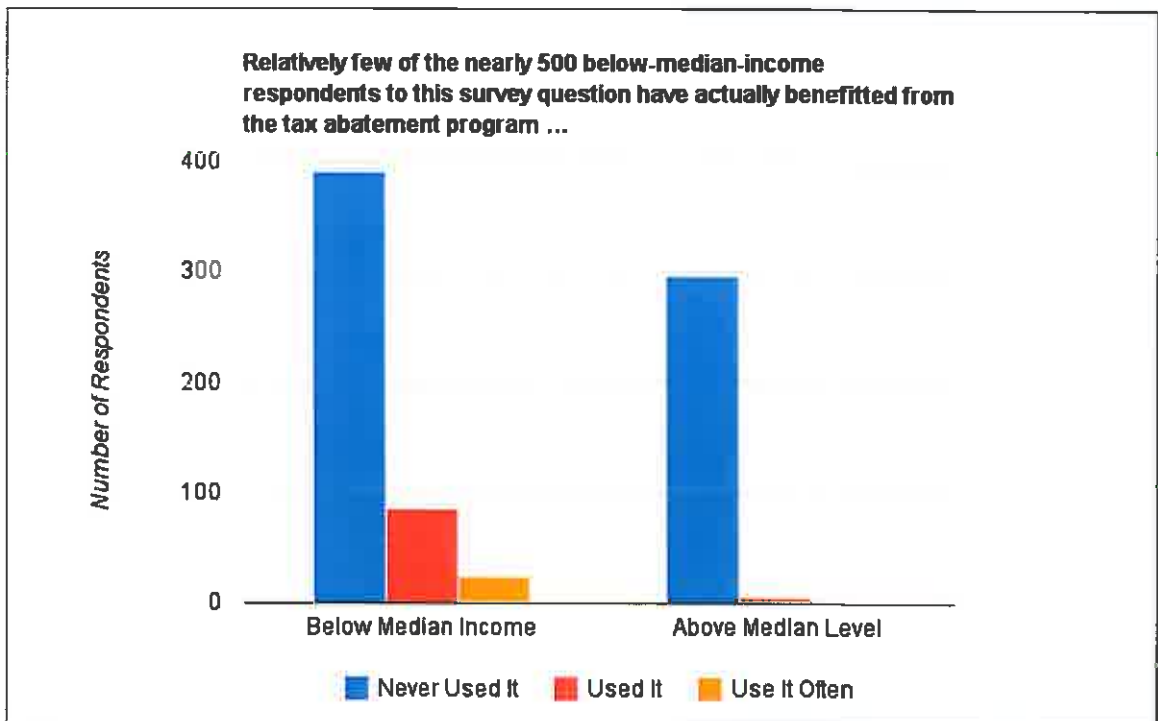
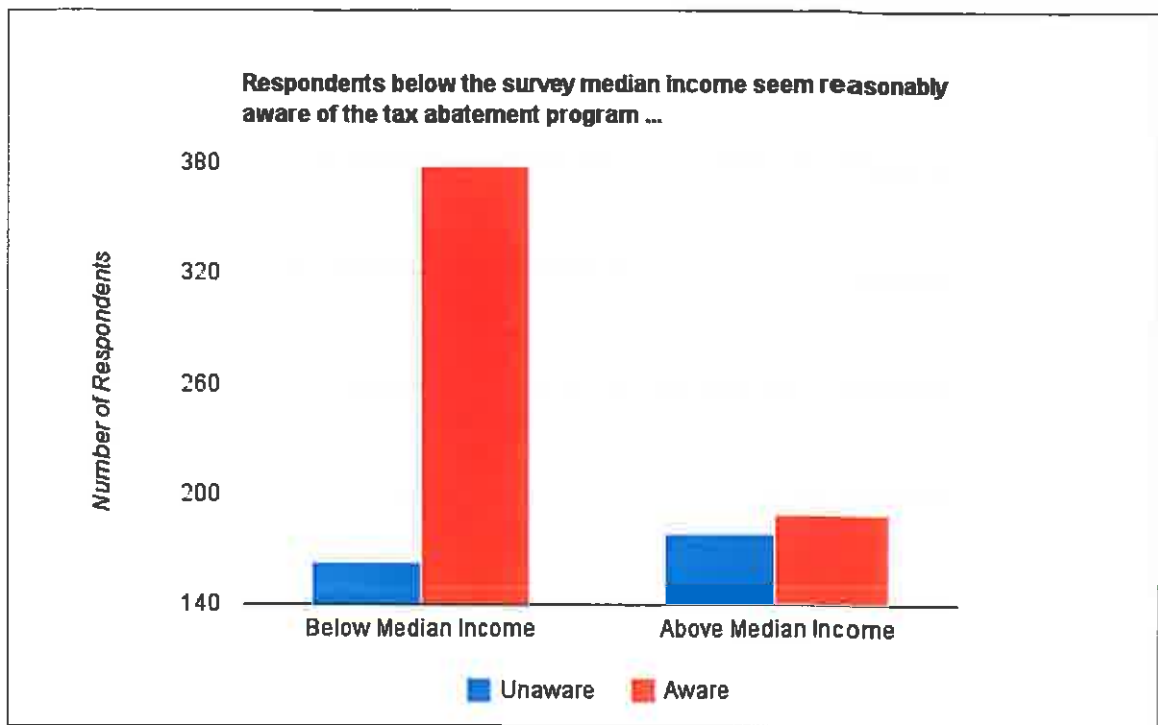
The program of Tax Relief for the Elderly and Disabled began in 1974 and was most recently revised following the December 2009 recommendations of a study committee that had been appointed by the Board of Selectmen. Qualified applicants may receive limited tax credits under an annual cap that limits the Town’s FY 2011 program liability to \$675,000. Participation in the FY 2011 program increased by more than 15% from the prior year, to 302 Wiltonians.

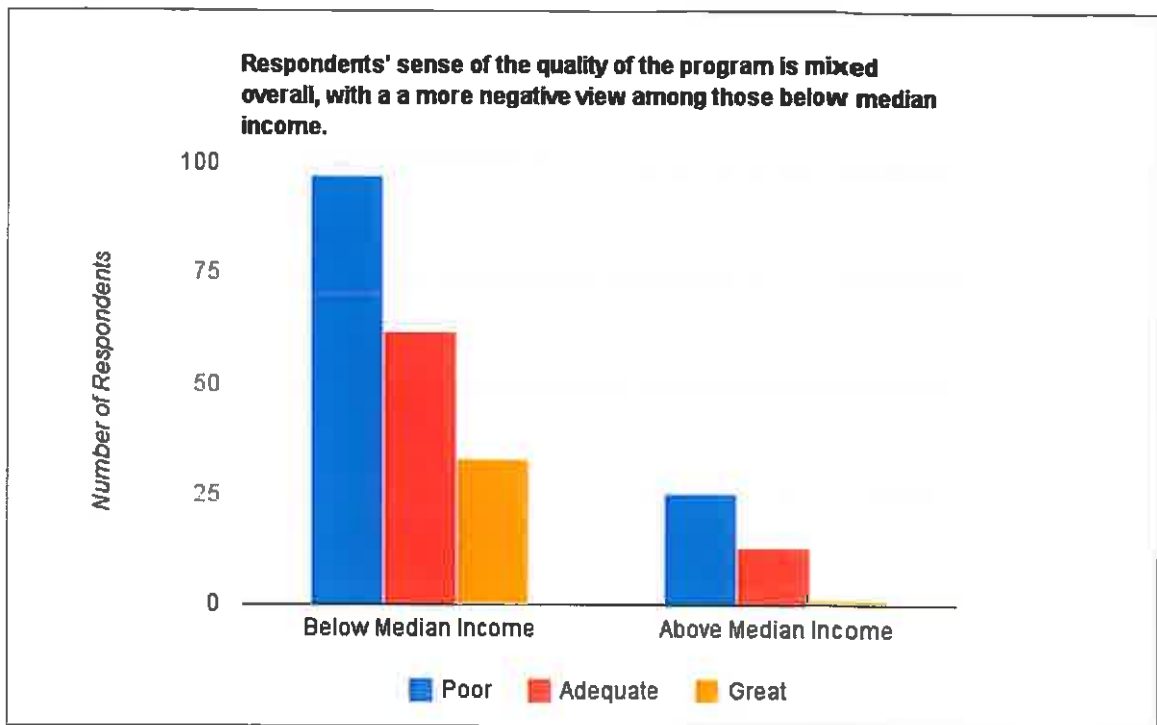


Source: Wilton CFO



Source: Wilton CFO

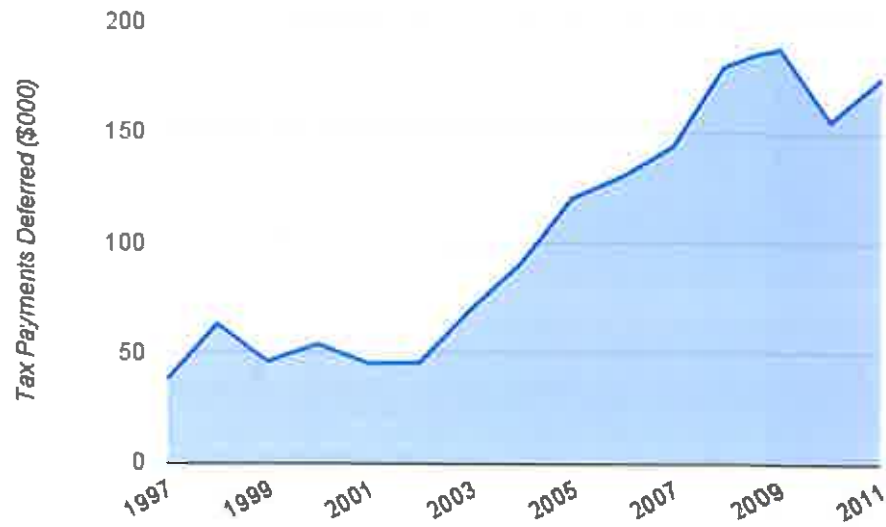




*Overall, opinion regarding the quality of the tax abatement program was about evenly split, but 80% of those who rated the program quality as "poor" are below the median income level.*

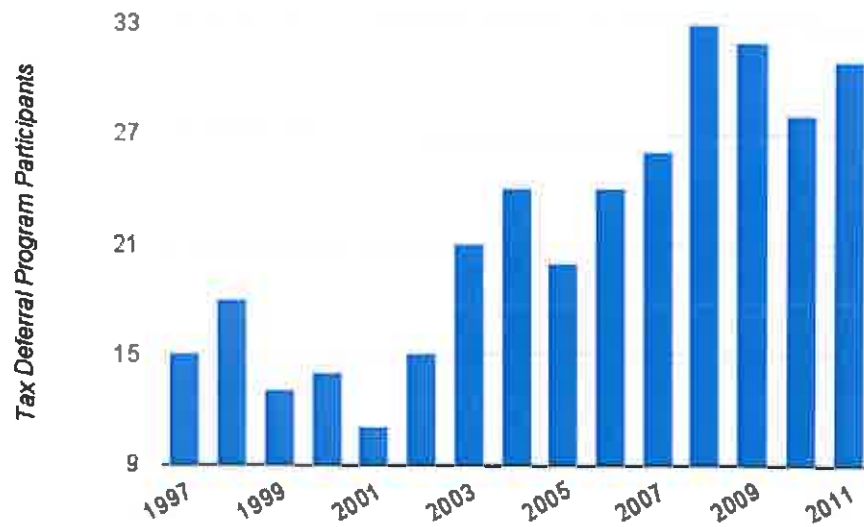
Another form of tax relief available to qualified Wilton seniors is the Tax Deferral program, initiated in 1997. This program provides limited opportunities to defer current property tax until either a transfer in ownership of the property involved or the death of the taxpayer. Deferred taxes, plus interest in the amount of 3%, are eventually remitted to the Town. In respect of FY 2011, 31 Wiltonians participated in this program, deferring a total of \$175,000 in property tax payments.

**The value of tax deferrals granted has increased significantly since 2003 ...**

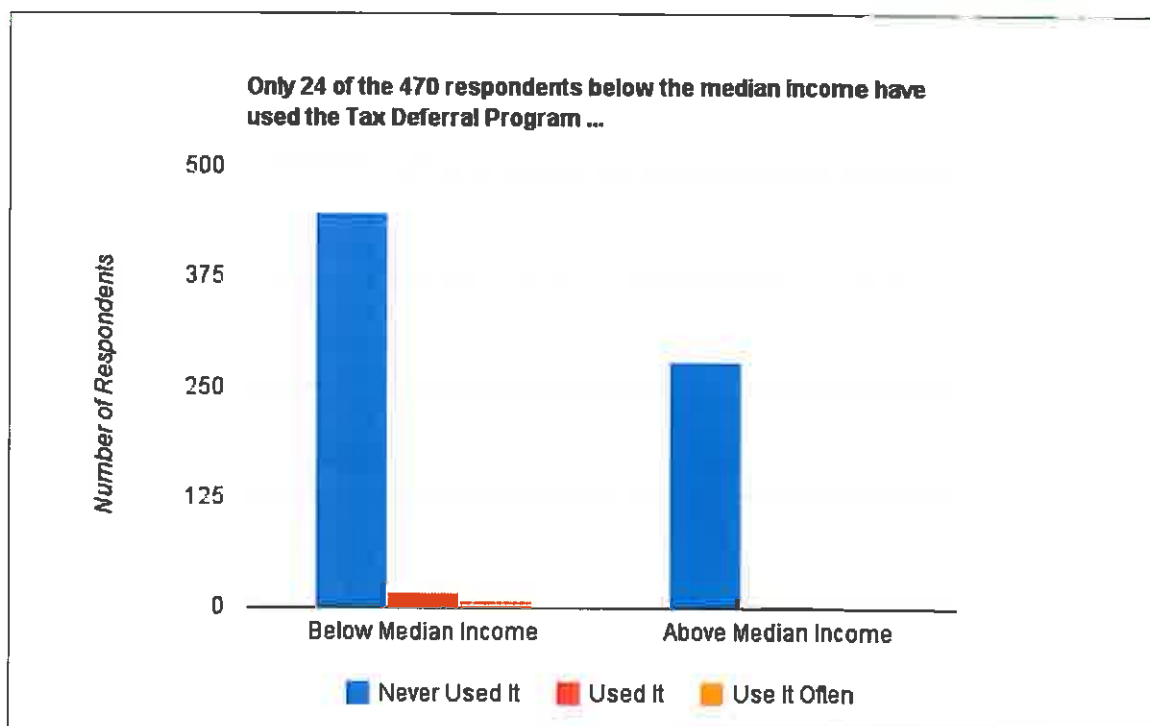
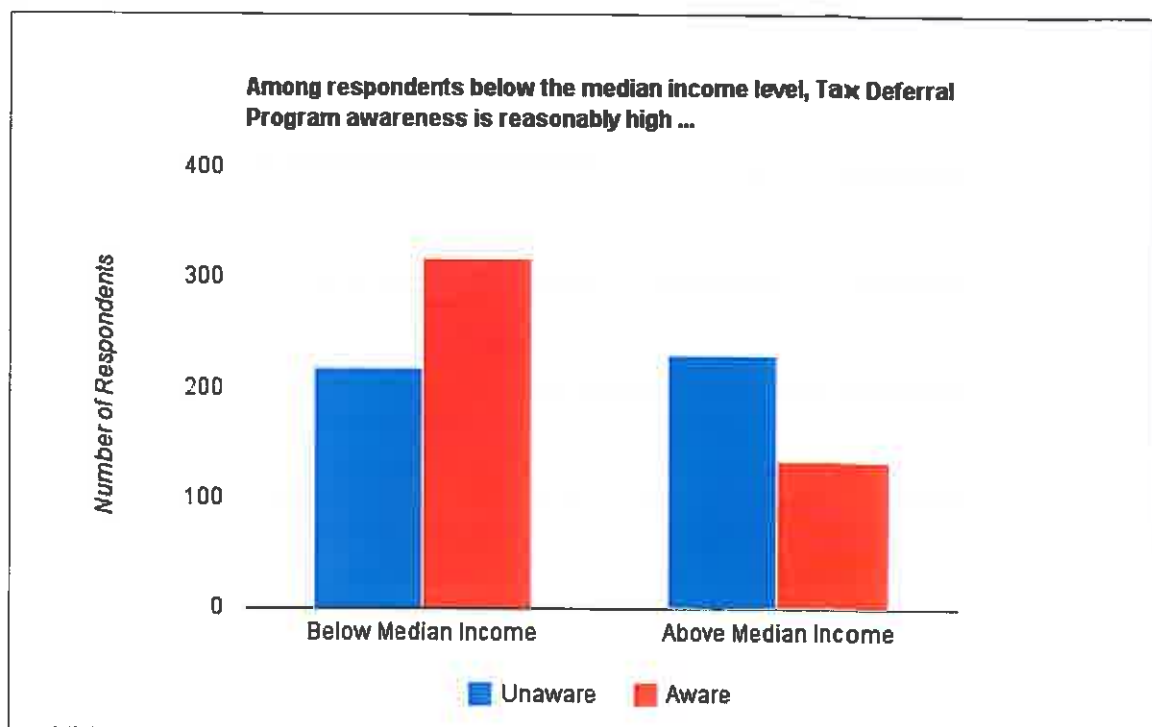


Source: Wilton CFO

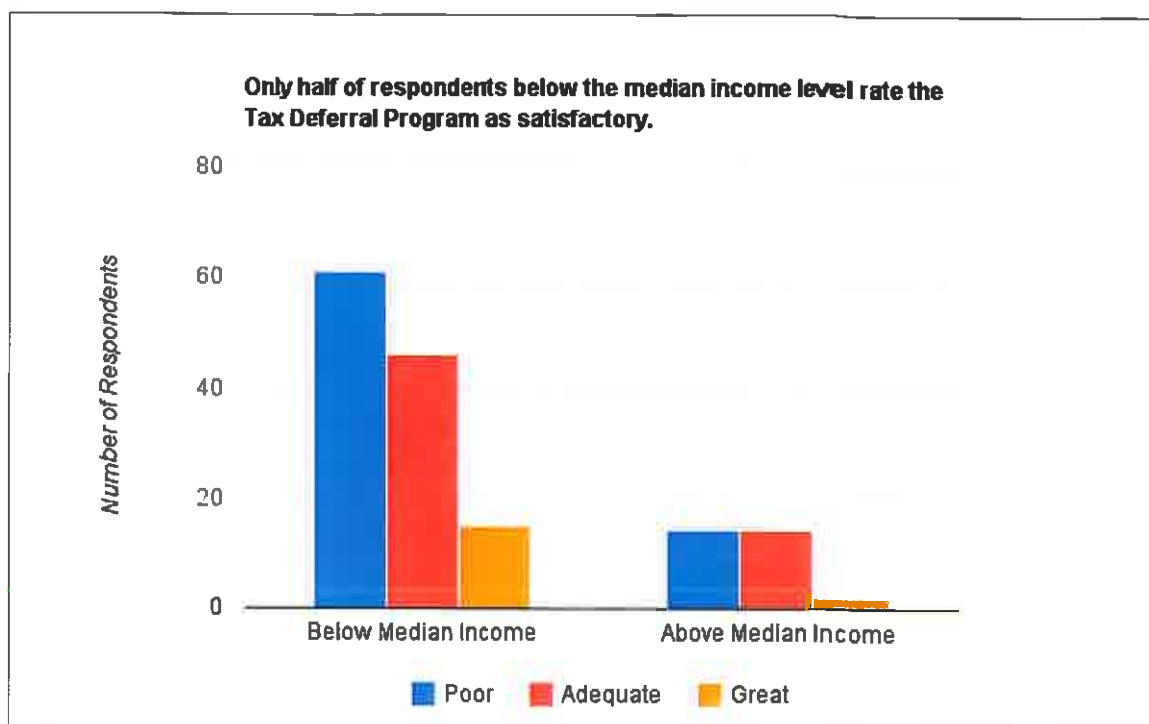
**Tax Deferral Program participants have increased unevenly since 2001, reflecting the general pattern of annual tax payments deferred ...**



Source: Wilton CFO







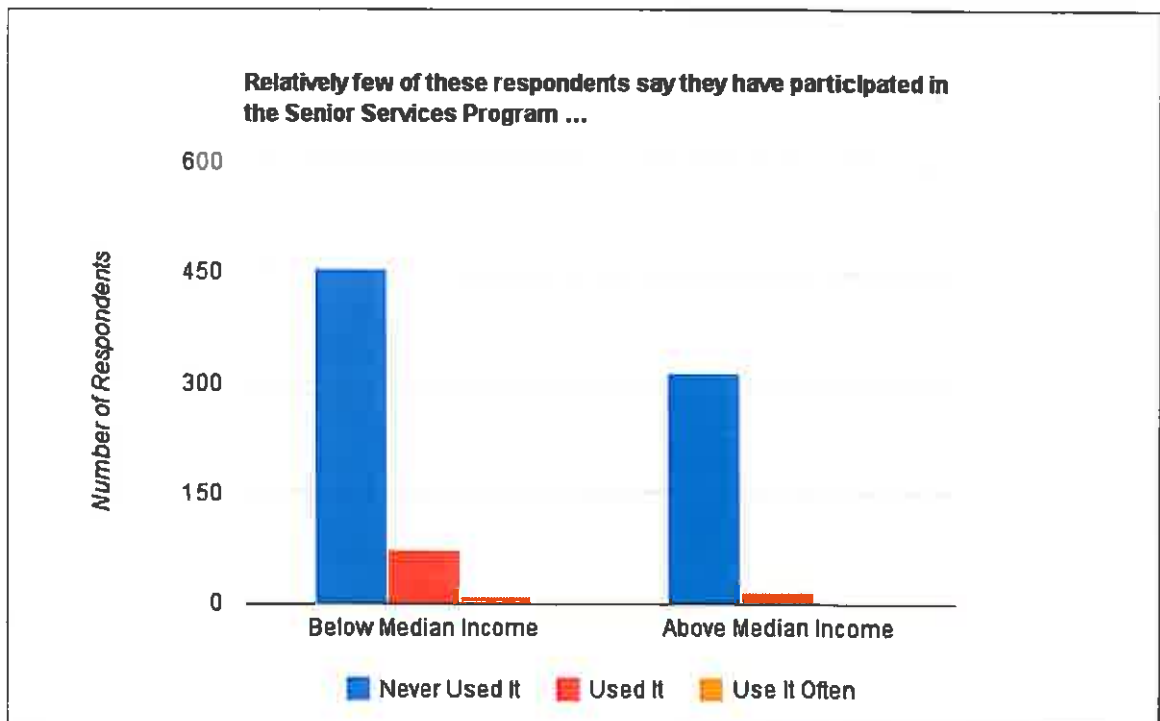
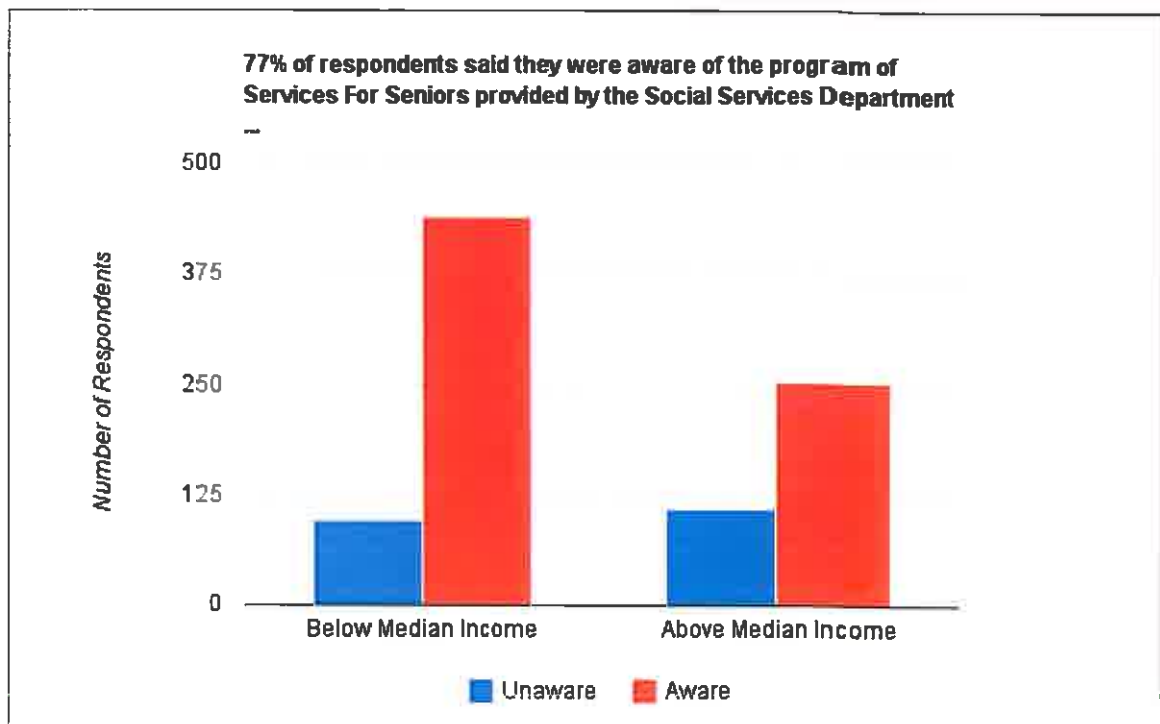
- The Wilton Senior Center is housed within the Comstock Community Center and has benefitted from a recently instituted and still ongoing program of physical rehabilitation. The Comstock facility is a former school building, built in the early 1950s and subsequently expanded. Significant portions of the 35,000 square foot facility have been unused in recent years, including the substantial space once occupied by the Visiting Nurse organization.

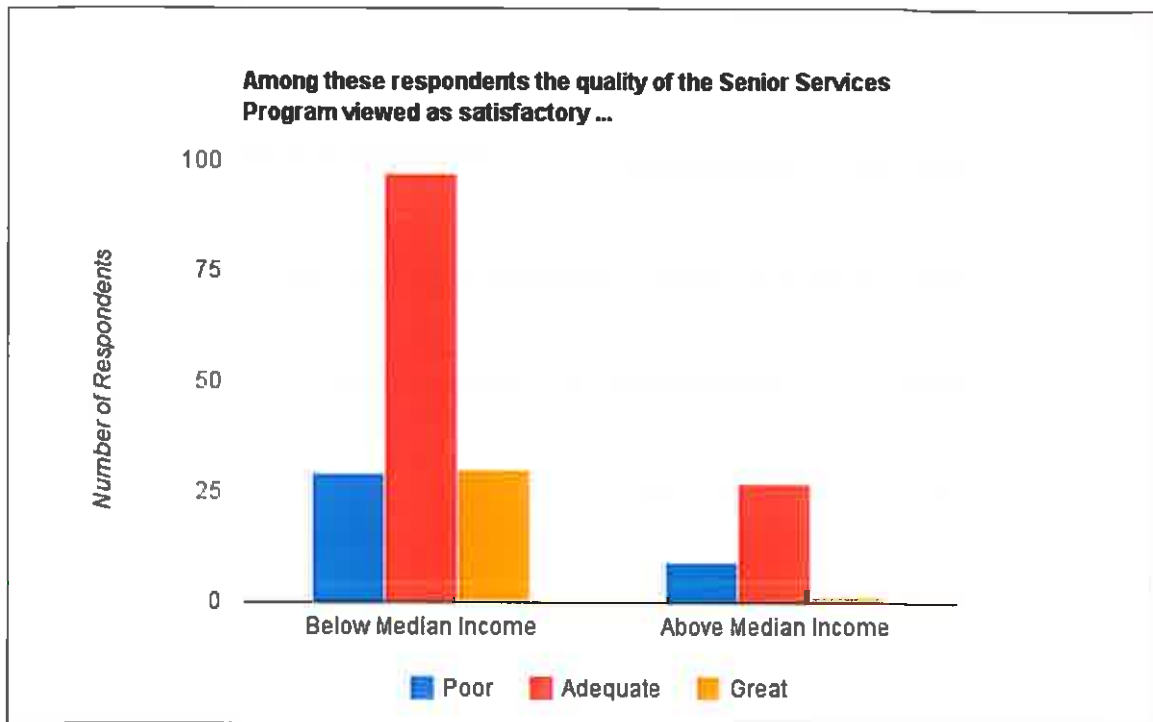
Until recently, the Wilton Senior Center occupied one room and an adjacent kitchen facility within the Comstock Center. That space has been refurbished and, in addition, seniors-oriented activities are expanding into adjacent attractively refurbished spaces.

The Department of Social Services, also based in Comstock, operates a program of Senior Services as well as the Senior Activities program. The Senior Services program provides counseling and other support to individuals; the Activities Program provides a range of scheduled activities of interest to senior residents, and also produces "Corridors", a communications piece dedicated to senior Wiltonians. Both entities carefully monitor the varied circumstances of their senior clients.

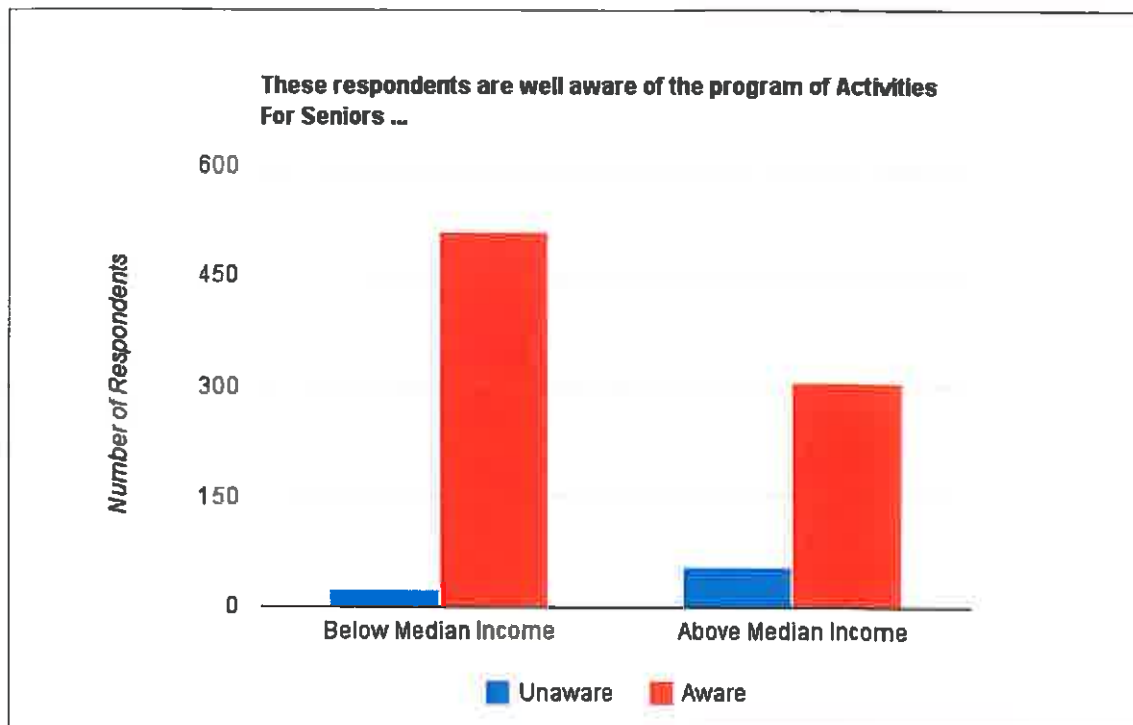
The Senior Center, generally closed on weekends, attracted about 5800 individual visits in 2010, usually in the range of 10-65 visits per day depending mainly on specific scheduling (and weather). The FY 2011 Senior Center budget is \$133,444.

With regard to Senior Services:

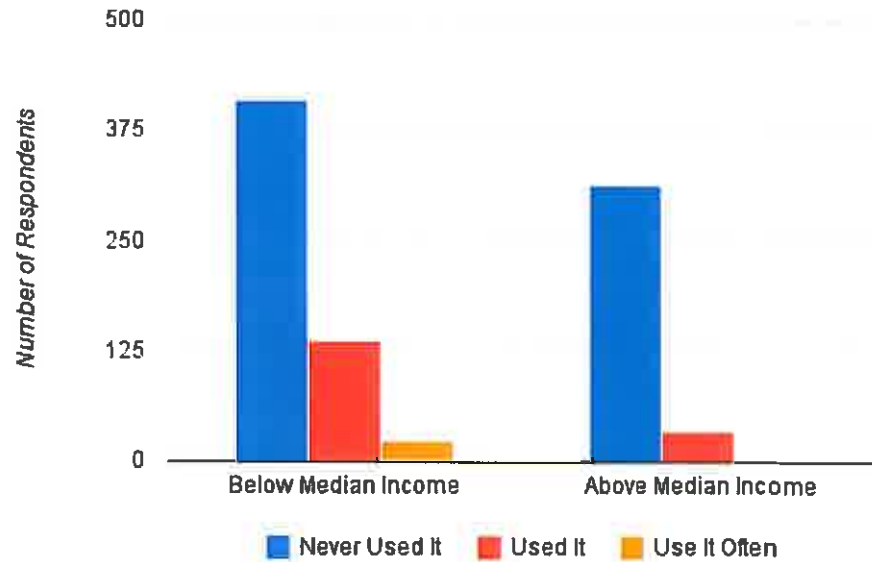




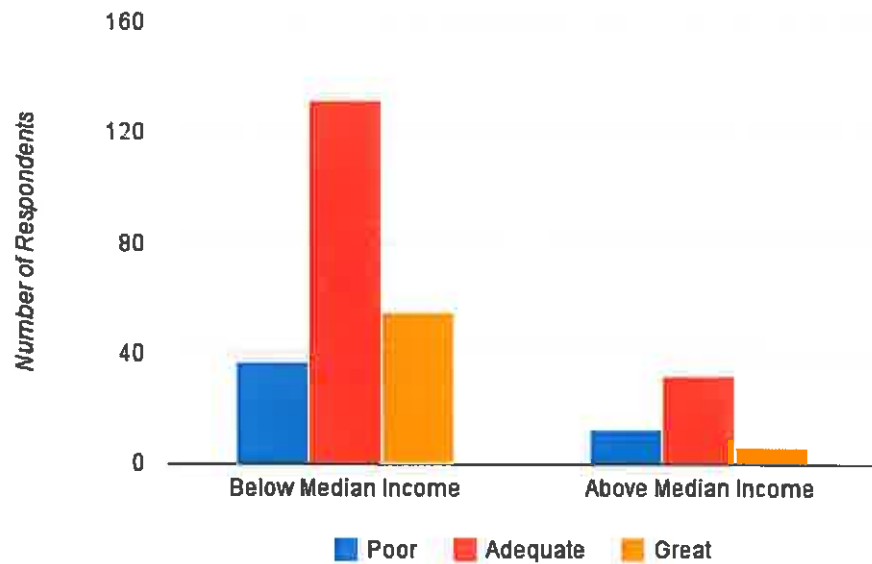
**With regard to Senior Activities:**



**About 20% of these respondents have participated in the Senior Activities Program ...**



**Among only 274 respondents who expressed opinions about Senior Activities Program quality, over 80% rated it adequate or better ...**



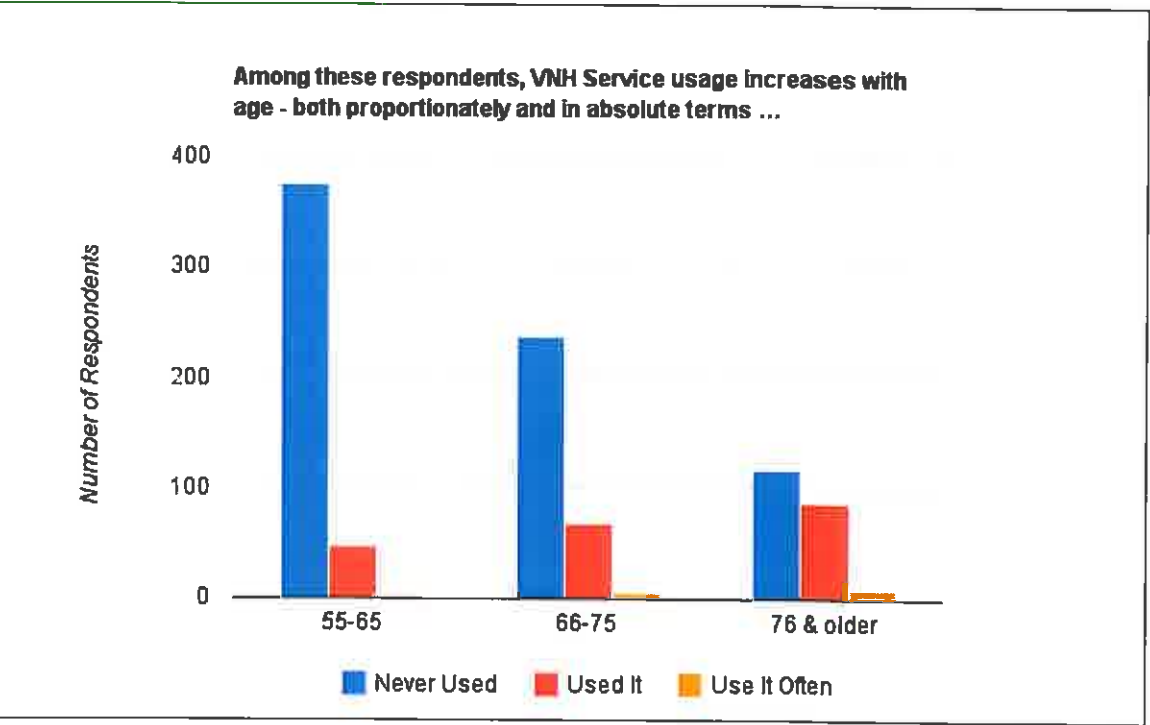
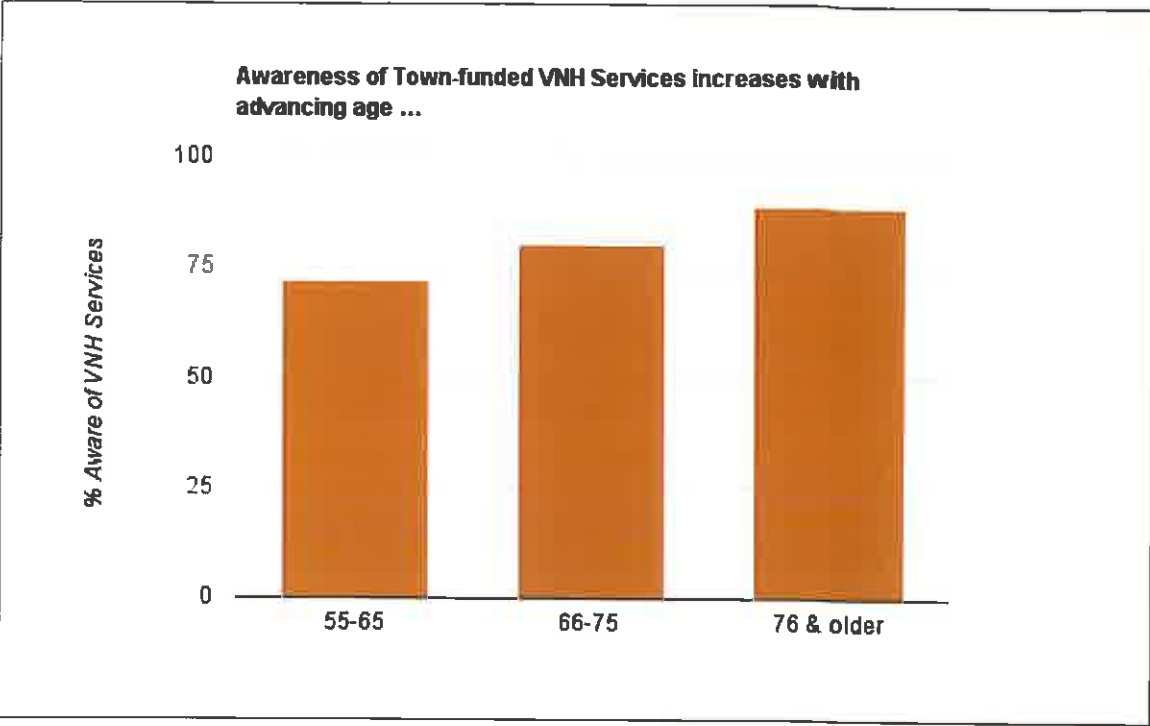
- The Dial-a-Ride program serves mainly Department of Social Services clientele but is managed and operated by the Parks and Recreation Department. As currently configured, the program involves four vehicles and three drivers, and serves a core constituency of about 150 senior and disabled residents (plus 40-50 additional residents of Ogden House). Service is provided weekdays between 9:15AM and 3:45PM to destinations within Wilton, with supplementary service on Tuesdays and Thursdays to destinations in Norwalk. Dial-a-Ride provides an average of 470 rides per month, including about 16 rides for wheelchair bound clients. Ridership varies seasonally. Net operating costs for Dial-a-Ride in FY2011 are projected at \$119,000.

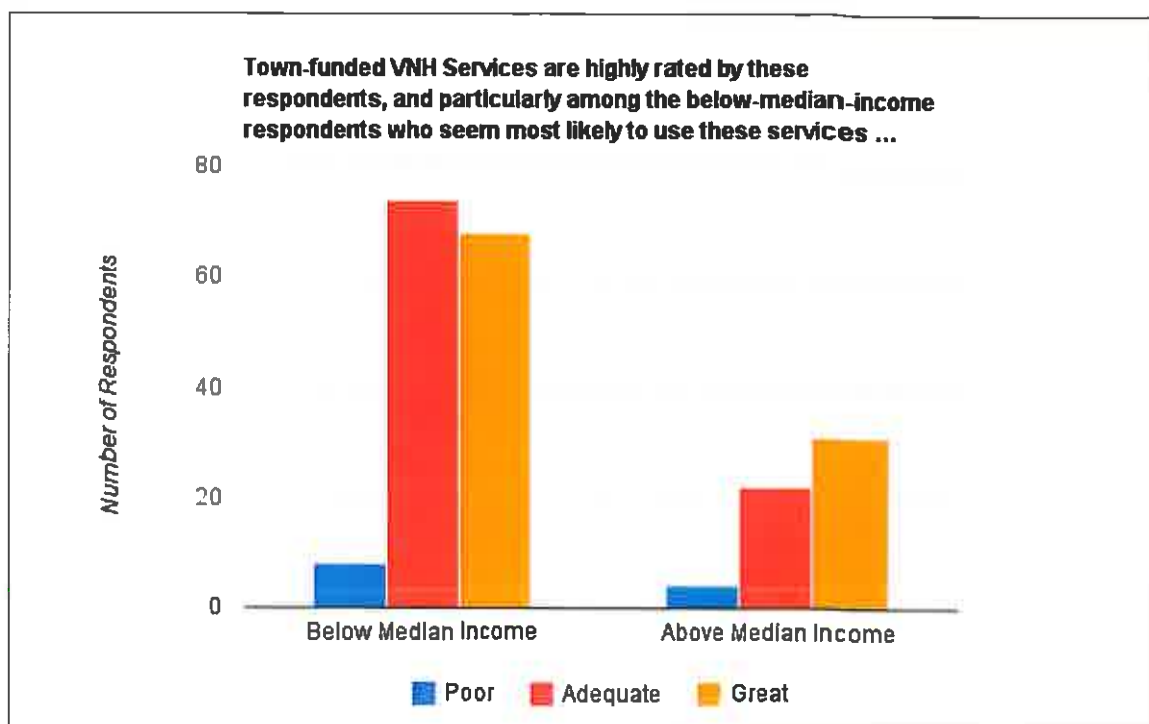
Of roughly 900 respondents to our survey questions about driving, 49 indicated that they no longer drive their own cars, and an additional 170 indicated that they either do not drive at night or are significantly concerned about road conditions and lighting at night. If responding households represent about one-third of total senior households, it appears that there might be about 650 households where automotive mobility is somewhat compromised, especially after dark.

While almost 80% of these respondents are aware of the Dial-a-Ride program, 85% say they have never used it and only about 1% (or about 13 respondents) say they use it often. About 15% think that Dial-a-Ride quality is adequate or better, presumably based on a combination of direct experience and reputation.

- Visiting Nurse and Hospice of Fairfield County (“VNH”) is a substantial not-for-profit organization providing a wide array of home care and other community services to a number of towns in the area. The organization was originally based in Wilton and about 20% of home visits currently are to Wilton households.

The Town of Wilton directly funds certain public and community health services aimed specifically at older residents. These include clinics, screenings, home visits, health education and certain mandated public health services. In respect of FY 2011, the Town’s direct support for these VNH services is projected at \$129,300.





### **Non-Governmental Support For Wilton Seniors**

In addition to the Town's direct responses to its senior residents' needs and interests, various other organizations (including some in neighboring towns) contribute to the range of offerings and possibilities available in Wilton. Examples of these offerings would include the Wilton Kiwanis Club's RUOK telephone network, the Wilton Library's "At Your Service" delivery system to serve residents who are unable to get to the Library itself, various merchant discount programs for seniors, and a range of seniors-oriented programs sponsored by Wilton's various religious organizations. Two elements of this non-governmental category seem especially worthy of discussion here. They are the general matter of senior-appropriate housing options, and the newly-formed "Stay at Home in Wilton" venture.

- **Appropriate Housing Options for Seniors**

As noted earlier, the vast majority of Wilton's housing stock is in the form of single family dwellings on property of an acre or more. This arrangement is one of the defining characteristics of the Town. Historically, there has been a degree of active resistance to

real estate development projects that would result in significantly increased population density, in opposition to the long-established pattern. With advancing age, some seniors experience a declining capacity to operate and maintain relatively large homes on relatively large properties. These people find that opportunities to “downsize” in Wilton are very limited. Smaller single-family homes on smaller lots are relatively rare, and relieving this scarcity may be difficult due to septic and inland wetlands requirements. Most of the Town’s condominium communities involve multilevel units, not particularly appropriate for older residents. Rental unit availability may increase significantly with the new Avalon development, but many seniors prefer to own their residence.

In addition to the characteristics and offerings of the general market, a number of facilities in and around Wilton have been established specifically to provide residential and medical services and support for seniors. These include:

- Meadow Ridge, in Georgetown/Redding, is a large facility (330 apartments, 400 residents) offering a full range of independent and assisted living services, including care for Alzheimer patients. Its target market is relatively wealthy seniors. Approximately 10-12% of residents are former Wiltonians.
- The Greens at Cannondale, comprising 86 apartments, offers a variety of independent and assisted living services, also including care for Alzheimer patients. Adjacent to The Greens and providing the same services is a facility called The Residences, consisting of an additional 20 rather more upscale apartments.
- Wilton Meadows is a 148-bed facility sharing the Cannondale property with The Greens and The Residences and providing both short- and long-term rehabilitation and other health care services.
- Brookdale Place, offers 64 apartment units and provides assisted living and Alzheimer’s and dementia care for seniors.
- Wilton Commons, when it is built, will offer 51 units of affordable congregate housing for seniors. The Town is providing the land for Wilton Commons. Because of the state and federal roles in financing this project, access will not be limited to Wilton residents.
- Ogden House is an 85-unit HUD-financed and regulated complex serving clients who are either 65 and older or disabled. Ogden House provides social, recreational, security, library, maintenance and certain emergency services. Some Ogden House activities are integrated into the Town’s Senior Activities program.



The Wilton Commons experience suggests that there may be significant pent-up demand for Wilton-based affordable and appropriate senior housing not necessarily focused on medical requirements. And the subjective survey responses also highlight limited options for residential “downsizing”.

### **“Stay at Home In Wilton”**

This relatively new initiative (the initial organizational meeting was in mid-April 2010) seems responsive, in concept and intent, to many of the needs and interests of Wilton seniors ... especially relatively affluent residents who continue to occupy single family homes on relatively large properties. It is based on a well established model, tested over time in a variety of communities nationally, including in New Canaan and Greenwich. The organization would provide a range of household services, transportation options, shopping support, “concierge” services, and medical support services, using a combination of volunteers and qualified professional service providers. Services would be scheduled through a central “coordinator”, offering the convenience of “one stop shopping”. In many respects, Stay-at-Home-in-Wilton would respond both physically and emotionally to the gradually declining capacity, and the gradually increasing isolation, of many senior Wiltonians. Annual participation fees (“Charter Membership”) have been set initially at \$360 for a single senior and \$480 for two seniors living at a single address.

Stay-at-Home may make use of some of Wilton’s established offerings, but indications are that the venture intends to occupy a space that is clearly separate and independent from the Town. Be that as it may, we believe that the concept should be encouraged, mainly because it seems essentially responsive to the immediate situation of many Wilton seniors.

Survey respondents were not broadly aware of this initiative, perhaps because it is such a recent development.

#### **4. STRATEGIC OPTIONS AND TACTICAL SUGGESTIONS**

Like much of the rest of the Country, Wilton today finds it increasingly challenging to fund its current operations, let alone its plans and aspirations. The Town maintains its commitment to providing very high quality educational opportunities for its children. That is proving to be increasingly expensive; yet there is strong resistance to any direct or implied suggestion of compromise where the Schools are concerned. And as the Town has evolved in other dimensions, its steadfast core commitment to maintaining a sophisticated but still essentially rural environment is clearly reflected in the 2010 Plan for Conservation and Development. As has been noted earlier, Wilton's financial and other resources are finite. So the presence of an increasingly vocal and articulate senior segment of the population poses something of a dilemma for Town leadership.

As for their numbers, based on these survey results we are unable to say definitively whether Wilton's senior population, as a proportion of the whole, will grow significantly, shrink significantly, or remain about constant over the next 10-20 years. The Town's current Plan of Conservation and Development projects significant increases. It projects a 31% increase in Wiltonians over age 55 by the year 2020, and a further increase of 12% in the ensuing decade. The same report cites a 37% increase in Wiltonians age 65 and older by 2020, followed by a sobering 61% increase in the ensuing decade. The Plan suggests that today roughly 22% of Wilton's citizens are age 55 and older. By 2020, that proportion may be closer to 27% and holding. The same projection indicates that today about 10% of the Wilton population is age 65 and older. By 2020, that proportion may have increased slightly to something over 11%. But by 2030, about 17% of Wiltonians may be 65 years old or older.

But regardless of the relative size of Wilton's future senior population, we believe that seniors are very likely to work harder over time to make their needs and interests known, and that they are likely to become significantly more effective in their efforts.

Technology, national politics and the law seem likely to work in their favor in this regard. And based on the volume and intensity of survey responses, we think that Wilton seniors'

feelings of being undervalued and disenfranchised are serious matters that you should address effectively.

So what are Wilton's choices in responding to its senior citizens?

**We believe you should consider three distinct strategic alternatives**, each of which might involve a distinctive array of tactical activities. Strategically, we believe you could continue along the present course, providing whatever programs and other offerings the Town can afford in support of the expressed needs of seniors who need help. Or you could undertake a somewhat stronger initiative in support of Wilton seniors, perhaps re-allocating funds from other priority areas to finance what would still be a relatively modest, carefully targeted set of offerings. Or, finally, you could decide to re-examine and perhaps change the strategic direction of the Town, more aggressively factoring the needs and interests of Wilton's seniors into the mix of educational and developmental concerns that characterize the Town's evolution to date.

### **Maintaining the Status Quo**

Almost by definition, this alternative would reflect what appears to be the currently evolved position of the Town. That position is complex, involving not just Wilton's continuing commitment to the schools but also the established, delicately balanced allocation of financial and other resources across the whole spectrum of services currently provided by the Town of Wilton in support of its citizens. This choice might also have the advantage of allowing the leadership time to "wait and see" whether seniors actually begin to vote with their feet in significantly increasing numbers over the next few years. (To measure this, an accurate method should be implemented to record the departure of seniors and others who have decided to relocate from Wilton.) And there would be time to assess the evolving national and regional economic situation, perhaps benefitting from having made no significant new commitments in the event that economic recovery remains stubbornly elusive.

In pursuit of this strategic alternative, overall spending in support of seniors would not increase significantly. At most, it might be projected to keep pace with inflation. The Town's response to seniors' concerns might include a continuation of the refurbishment

and enhancement of the Senior Center at Comstock, paid for “off budget” with residual funding from other programs; perhaps there could be a replacement vehicle for the Dial-a-Ride program; and you might consider reducing or even eliminating the 3% interest currently charged in connection with the Tax Deferral program.

### **Enhancing the Situation of Seniors in Wilton**

This strategic option would be a bit more substantive. Tactical elements would be more visible to a broader audience of Wiltonians. And it would involve the commitment of modestly increased funds in clear support of Wilton seniors. Communications about senior matters and associated initiatives might be enhanced, but only to the extent that programmatic improvements are substantive.

In pursuit of this strategic alternative, Wilton might consider:

- Investing in development of a more effective and attractive transportation program for senior residents, beginning with those who no longer drive themselves or who consider their mobility to be limited after dark. One result of an effective initiative in this regard would be to decrease seniors’ growing sense of physical isolation as they grow older on large properties. But there would be significant challenges related to the geographic dimensions of the Town.
- Continuing the physical and programmatic enhancement of the Comstock facility. The recent rehabilitation effort is a good start and if it were a bit more ambitious and better funded it might attract more senior participants. Expanded programming might also attract more seniors. These enhancements might not by themselves be decisive in improving retention of seniors, but together they could well lead to a broad acknowledgement on the part of seniors that the Town is actively interested in them. And such enhancements would provide a useful, experience-based foundation for any possible future development of the larger Community Center concept.
- Establishing a more prominent role for seniors in the operation of the Town government. This might involve enhancing the function and responsibilities of the Senior Council. It could include a refocusing of the role of the Department of Social Services to demonstrate a growing interest in the needs and interests of seniors. But whatever initiatives might be involved, they would need to be substantive, with clear statements of function and clear responsibility for results.

This strategic approach might initially meet some degree of resistance in the sense that education advocates, for example, might see even modest enhancement of seniors

programs as a threat to the school budget. And there is the complex matter of how this strategic alternative could be financed.

### **Adjusting Wilton's Strategic Priorities**

This choice would represent a conscious intervention in the established strategic direction of the Town. It might lead to some adjustment of the Town's basic priorities, at least in terms of their relative "weighting". It would be predicated on two parallel ideas: that seniors' role and influence in Town affairs will grow significantly over the next 10-20 years, and that the Town intends to be proactive in that development.

As a point of departure, Wilton should develop and commit to a credible projection of changes over time in the proportion of seniors to the whole population of the Town. These projections should be the work of objective professional demographers, retained by the Town for that purpose. You should base both the scale and timing of your commitment to a "rising seniors" population on the demographers' projections. Broader national, regional and local projections suggest significant increases in the senior population, but those projections are relatively abstract in terms of the specific guidance needed to make decisions about the future of Wilton.

If you come to believe that the number and the influence of seniors in Wilton will in fact grow significantly in the coming years, and if you commit to taking a proactive role in that set of developments, then some of the large-scale issues to be addressed will include:

- Developing and instilling a credible and public rationale for retaining seniors
- Encouraging the development of housing options that are appropriate for seniors
- Developing transportation options and systems that are appropriate for seniors
- Encouraging the further involvement, visibility and influence of seniors' representation in government
- Responding effectively to seniors' tax concerns
- Effectively integrating seniors into Town planning processes

- Adequately financing a strategic commitment to broader support for seniors.

\*\*\*

We believe it is not our function here to recommend a particular strategic alternative or to advise you about tactical implementation. But all that we have learned in the course of our privileged examination of the situation of senior Wiltonians convinces us that you should actively engage this matter from a strategic perspective. **Our fundamental recommendation, therefore, is that you carefully consider and select a strategy to guide your ongoing relationship with Wilton's seniors.**

## **Index of Appendices**

Listing of Interviewees	Appendix 1
The Wilton Resident Seniors Survey Questionnaire	Appendix 2
Statistical Summary Results (Wilton Questionnaire)	Appendix 3
Ex-Wilton Senior Survey Questionnaire	Appendix 4
Ex-Wilton Survey Analysis	Appendix 5
Relocation Decision Main Criteria, Prioritized	Appendix 6
Principal Criteria Individual Responses	Appendix 7
Principal Criteria Comments by Category	Appendix 8
Single Decisive Factor in Relocation Decision	Appendix 9
Likely Relocation Destinations	Appendix 10
Relocation Destinations in Fairfield County	Appendix 11
CERC Comparative Community Statistics	Appendix 12

**Listing of Interviewees**

**From Town Government:**

Bill Brennan, First Selectman  
Phil Damato, Tax Collector  
Sandy Dennies, Chief Financial Officer  
Lizabeth Doty, Senior Activities Coordinator  
David Lisowski, Assessor  
Michael Lombardo, Police Chief  
Paul Milositz, Fire Chief  
Bob Nerney, Town Planner  
Cathy Pierce, Special Services Director  
Steve Pierce, Parks & Recreation Director  
Bettye Ragognetti, Town Clerk  
Sarah Taffel, Director, Human Resources & Administrative Services

**From the Community at Large:**

Sharon Bradley  
George Ciaccio  
Jerry Holdridge  
Stephen Hudspeth  
George and Connie Ongley  
Phil Richards  
Alex Ruskewich  
Bob Russell  
Malcolm Whyte  
Carl Yoder  
Penny Young (New Canaan)  
Judy Zucker



## Wilton Seniors Survey

Welcome to this brief survey of senior residents of Wilton, and thank you in advance for your thoughtful responses.

We are the National Executive Service Corps (NESC), a professional services firm based in New York City. We have been retained by your Board of Selectmen to gather objective information about the situation of seniors in Wilton, and this questionnaire is an important part of that effort.

First, we ask for your view of the relative importance of 8 factors that you might consider in deciding whether to stay in Wilton or to relocate. Next we ask for your sense of how Wilton "measures up" against other communities to which you might consider moving, using those same 8 factors. Then we ask for your thoughts about some of the specific elements of programs and services available to seniors in Wilton. And finally, we ask for some information about you.

The survey consists of 26 numbered questions and we have used both sides of each of these 4 sheets. (Please do not overlook the initial 2 questions, which are printed on the reverse side of this page.)

Most of the questions in the survey are multiple choice questions. Please indicate your choices by placing a clear X mark in the appropriate circles or squares following each question. Feel free to use either pencil or pen for your responses.

In a few cases, we ask for your written answers, and we have provided spaces for those answers. Please write as clearly as you can.

We estimate that this questionnaire can easily be completed in 15-20 minutes, and we appreciate your taking the time to respond. All individual responses will be held strictly confidential.

\*\*\*\*\*

When you have completed the survey, please place it in the enclosed stamped envelope and mail it to the address shown on that envelope.

And, again, thank you very much for participating in this survey.

**1. We'd like to know which of the following factors are of critical importance to your decision to continue to live in Wilton or to relocate elsewhere. You can indicate your answers by placing an X in one of the circles following each factor.**

	Not Important		Important		Critically Important
Family in Area	<input type="radio"/>	<input type="radio"/>	<input type="radio"/>	<input type="radio"/>	<input type="radio"/>
Public Safety (e.g.: fire, police, EMS)	<input type="radio"/>	<input type="radio"/>	<input type="radio"/>	<input type="radio"/>	<input type="radio"/>
Culture, Community, Civil Engagement, Volunteer Opportunities	<input type="radio"/>	<input type="radio"/>	<input type="radio"/>	<input type="radio"/>	<input type="radio"/>
Proximity to Major Metro Areas	<input type="radio"/>	<input type="radio"/>	<input type="radio"/>	<input type="radio"/>	<input type="radio"/>
Availability of Transportation	<input type="radio"/>	<input type="radio"/>	<input type="radio"/>	<input type="radio"/>	<input type="radio"/>
Cost of Living (food, energy, taxes, entertainment, home maintenance, etc.)	<input type="radio"/>	<input type="radio"/>	<input type="radio"/>	<input type="radio"/>	<input type="radio"/>
Availability of Appropriate Housing	<input type="radio"/>	<input type="radio"/>	<input type="radio"/>	<input type="radio"/>	<input type="radio"/>
Medical Facilities and Services	<input type="radio"/>	<input type="radio"/>	<input type="radio"/>	<input type="radio"/>	<input type="radio"/>

**2. Please tell us how you think the Town of Wilton stacks up against other places you might consider living. Is Wilton much better or much worse than these other communities?**

	Wilton is much Worse		Wilton is About the Same		Wilton is Much Better
Family in Area	<input type="radio"/>	<input type="radio"/>	<input type="radio"/>	<input type="radio"/>	<input type="radio"/>
Public Safety (e.g.: fire, police, EMS)	<input type="radio"/>	<input type="radio"/>	<input type="radio"/>	<input type="radio"/>	<input type="radio"/>
Culture, Community, Civil Engagement, Volunteer Opportunities	<input type="radio"/>	<input type="radio"/>	<input type="radio"/>	<input type="radio"/>	<input type="radio"/>
Availability of Transportation	<input type="radio"/>	<input type="radio"/>	<input type="radio"/>	<input type="radio"/>	<input type="radio"/>
Cost of Living (food, energy, taxes, entertainment, home maintenance, etc.)	<input type="radio"/>	<input type="radio"/>	<input type="radio"/>	<input type="radio"/>	<input type="radio"/>
Availability of Appropriate Housing	<input type="radio"/>	<input type="radio"/>	<input type="radio"/>	<input type="radio"/>	<input type="radio"/>
Medical Facilities and Services	<input type="radio"/>	<input type="radio"/>	<input type="radio"/>	<input type="radio"/>	<input type="radio"/>

**3. We'd like to know how important some of the following offerings available to Wilton seniors are to you.**

	Not Important		Important		Critically Important
How important to you are police services?	<input type="radio"/>		<input type="radio"/>		<input type="radio"/>
How important to you are fire department services?	<input type="radio"/>		<input type="radio"/>		<input type="radio"/>
How important to you is the EMS?	<input type="radio"/>		<input type="radio"/>		<input type="radio"/>
How important to you are volunteer opportunities?	<input type="radio"/>		<input type="radio"/>		<input type="radio"/>
How important to you are adult education opportunities?	<input type="radio"/>		<input type="radio"/>		<input type="radio"/>
How important to you are the programs offered at the Y?	<input type="radio"/>		<input type="radio"/>		<input type="radio"/>
How important to you is the Wilton Library?	<input type="radio"/>		<input type="radio"/>		<input type="radio"/>
How important to you is the Senior Center?	<input type="radio"/>		<input type="radio"/>		<input type="radio"/>
How important to you are the facilities and activities offered by the Parks and Recreation Department?	<input type="radio"/>		<input type="radio"/>		<input type="radio"/>
How important to you are opportunities for worship in Wilton?	<input type="radio"/>		<input type="radio"/>		<input type="radio"/>
How important to you are your emotional and social connections in Wilton?	<input type="radio"/>		<input type="radio"/>		<input type="radio"/>

**4. Do you drive your own car now?**

- ☐ Yes
- ☐ No

**5. Which of the following best describes your feelings about driving?**

- ☐ I drive at all times without worry
- ☐ I don't drive at night
- ☐ Road conditions and lighting keep me from driving at night
- ☐ I don't drive any more. I depend on others.
- ☐ I don't drive any more. I depend on "public" transportation (such as Dial-a-Ride)

**6. Regarding the cost of living in Wilton, please indicate the degree to which each of the following elements is a challenge for you.**

	Not a Big Challenge		A Significant Challenge		A Major Challenge
Affordable, Appropriate Housing	<input type="radio"/>		<input type="radio"/>		<input type="radio"/>
Cost of Living (energy, food, clothing, home maintenance and/services, entertainment, dry cleaning, etc.)	<input type="radio"/>		<input type="radio"/>		<input type="radio"/>
Taxes (estate tax, sales tax, property tax)	<input type="radio"/>		<input type="radio"/>		<input type="radio"/>
Predictability of Future Tax Levels	<input type="radio"/>		<input type="radio"/>		<input type="radio"/>

**7. Please tell us what type of housing you now occupy.**

- ☐ Single family home
- ☐ Multi-family home
- ☐ Condo
- ☐ Rental Apartment
- ☐ Independent/assisted living facility

**8. If you currently reside in a "single family home", please indicate the approximate size of your property lot.**

- ☐ Less than 1 acre
- ☐ 1 Acre
- ☐ 2 acres
- ☐ More than 2 acres

**9. Which one of the following choices best describes your current living arrangement?**

- ☐ I live alone.
- ☐ I live with my spouse or partner.
- ☐ I live with my children or another relative.
- ☐ I have full- or part-time help.

**10. Please indicate which of the ranges shown below reflects your current annual property tax level.**

- ☐ No current property tax
- ☐ Less than \$2000
- ☐ \$2000-6000
- ☐ \$6000-10,000
- ☐ \$10,000-14,000
- ☐ \$14,000-18,000
- ☐ \$18,000-22,000
- ☐ \$22,000-26,000
- ☐ More than \$26,000

**11. As you think about future living arrangements, which of the following best describes your plans?**

- ☐ I am not thinking of moving.
- ☐ I hope to move within Wilton.
- ☐ I am planning to relocate from Wilton but within Connecticut.
- ☐ I plan to relocate outside of Connecticut.

**12. If you plan to relocate out of Wilton, please indicate your most likely destination (including the State/Country if not Connecticut).**

**13. If you are contemplating moving from Wilton, do you feel that the relative cost of living in your new location will be...**

- ☐ Higher than in Wilton
- ☐ Essentially comparable to Wilton
- ☐ Lower than Wilton
- ☐ I'm not planning to move from Wilton

**14. Please tell us whether you are aware of the following programs and services offered by Wilton, whether you have used them, and how you rate the effectiveness of each of them. (Indicate as many choices in each line as apply.)**

	Unaware of It	Aware of It	Never Used It	I Have Used It	Use it Often		Quality Is Poor	It's Adequate	It's Great
Tax Abatement Program	<input type="checkbox"/>	<input type="checkbox"/>	<input type="checkbox"/>	<input type="checkbox"/>	<input type="checkbox"/>	<input type="checkbox"/>	<input type="checkbox"/>	<input type="checkbox"/>	<input type="checkbox"/>
Tax Deferral Program	<input type="checkbox"/>	<input type="checkbox"/>	<input type="checkbox"/>	<input type="checkbox"/>	<input type="checkbox"/>	<input type="checkbox"/>	<input type="checkbox"/>	<input type="checkbox"/>	<input type="checkbox"/>
Senior Center Activities	<input type="checkbox"/>	<input type="checkbox"/>	<input type="checkbox"/>	<input type="checkbox"/>	<input type="checkbox"/>	<input type="checkbox"/>	<input type="checkbox"/>	<input type="checkbox"/>	<input type="checkbox"/>
Services for Seniors	<input type="checkbox"/>	<input type="checkbox"/>	<input type="checkbox"/>	<input type="checkbox"/>	<input type="checkbox"/>	<input type="checkbox"/>	<input type="checkbox"/>	<input type="checkbox"/>	<input type="checkbox"/>
Dial-a-Ride	<input type="checkbox"/>	<input type="checkbox"/>	<input type="checkbox"/>	<input type="checkbox"/>	<input type="checkbox"/>	<input type="checkbox"/>	<input type="checkbox"/>	<input type="checkbox"/>	<input type="checkbox"/>
Other Park and Rec Programs	<input type="checkbox"/>	<input type="checkbox"/>	<input type="checkbox"/>	<input type="checkbox"/>	<input type="checkbox"/>	<input type="checkbox"/>	<input type="checkbox"/>	<input type="checkbox"/>	<input type="checkbox"/>
Town-funded Visiting Nurse Services	<input type="checkbox"/>	<input type="checkbox"/>	<input type="checkbox"/>	<input type="checkbox"/>	<input type="checkbox"/>	<input type="checkbox"/>	<input type="checkbox"/>	<input type="checkbox"/>	<input type="checkbox"/>

**15. Please tell us whether you are aware of the following programs and services offered in Wilton from sources and providers other than the Town Government and whether you have used them. (Indicate as many choices in each line as apply.)**

	Unaware of It	Aware of It	.	Never Used It	I've Used It	Use It Often
Senior Housing Options	<input type="checkbox"/>	<input type="checkbox"/>	<input type="checkbox"/>	<input type="checkbox"/>	<input type="checkbox"/>	<input type="checkbox"/>
Visiting Nurse/Hospice	<input type="checkbox"/>	<input type="checkbox"/>	<input type="checkbox"/>	<input type="checkbox"/>	<input type="checkbox"/>	<input type="checkbox"/>
Stay-at-Home In Wilton	<input type="checkbox"/>	<input type="checkbox"/>	<input type="checkbox"/>	<input type="checkbox"/>	<input type="checkbox"/>	<input type="checkbox"/>
Merchant Discounts	<input type="checkbox"/>	<input type="checkbox"/>	<input type="checkbox"/>	<input type="checkbox"/>	<input type="checkbox"/>	<input type="checkbox"/>
Kiwanis	<input type="checkbox"/>	<input type="checkbox"/>	<input type="checkbox"/>	<input type="checkbox"/>	<input type="checkbox"/>	<input type="checkbox"/>
Houses of Worship	<input type="checkbox"/>	<input type="checkbox"/>	<input type="checkbox"/>	<input type="checkbox"/>	<input type="checkbox"/>	<input type="checkbox"/>
The Library	<input type="checkbox"/>	<input type="checkbox"/>	<input type="checkbox"/>	<input type="checkbox"/>	<input type="checkbox"/>	<input type="checkbox"/>
The Y	<input type="checkbox"/>	<input type="checkbox"/>	<input type="checkbox"/>	<input type="checkbox"/>	<input type="checkbox"/>	<input type="checkbox"/>

**16. Please indicate, in their order of importance, the 3 to 5 principal criteria you have in mind when you consider the possibility of living somewhere other than Wilton.**

Most Important	<input type="text"/>
.	<input type="text"/>
.	<input type="text"/>
.	<input type="text"/>
Least Important	<input type="text"/>

**17. Given all the factors you think about in considering whether to stay in Wilton or leave, what single factor or development would be decisive for you in a decision to leave?**

**18. How long have you lived in Wilton?**

- ☐ Less than 5 years
- ☐ 5-10 years
- ☐ 11-20 years
- ☐ 21-30 years
- ☐ More than 30 years

**19. To help us in understanding survey responses, please indicate your age range from the following choices.**

- ☐ 55-60
- ☐ 61-65
- ☐ 66-70
- ☐ 71-75
- ☐ 76-80
- ☐ Over 80

**20. Your gender?**

- ☐ Female
- ☐ Male

**21. Your Marital Status**

- ☐ Married
- ☐ Divorced
- ☐ Never Married
- ☐ Widowed
- ☐ Other

**22. Please indicate the retirement status of the head of your household.**

- ☐ Working Full Time
- ☐ Semi-retired (working part time)
- ☐ Retired
- ☐ Other

**23. Your Annual Household Income?**

- ☐ Less than \$20,000
- ☐ \$20,000-60,000
- ☐ \$60,000-100,000
- ☐ \$100,000-140,000
- ☐ \$140,000-180,000
- ☐ \$180,000-220,000
- ☐ \$220,000-260,000
- ☐ More than \$260,000

**24. Approximately how many years ago did you begin thinking in specific terms about your retirement?**

- ☐ More than 20 years ago
- ☐ 15-20 years ago
- ☐ 10-15 years ago
- ☐ 5-10 years ago
- ☐ Less than 5 years ago

**25. Do you expect that your projected income in retirement will be adequate to allow you to continue to live in Wilton?**

- ☐ Yes
- ☐ Probably not

**26. You may have additional comments or suggestions that are pertinent to this survey. If so, please tell us about them in the space below.**



1. We'd like to know which of the following factors are of critical importance to your decision to continue to live in Wilton or to relocate elsewhere. You can indicate your answers by placing an X in one of the circles following each factor.

	Not Important		Important		Critically Important	Response Count
Family in Area	23.2% (252)	7.1% (77)	28.2% (306)	12.8% (139)	<b>28.8% (313)</b>	1,087
Public Safety (e.g.:fire, police, EMS)	5.4% (59)	6.6% (72)	<b>45.4% (493)</b>	20.1% (219)	22.4% (244)	1,087
Culture, Community, Civil Engagement, Volunteer Opportunities	13.5% (147)	16.9% (183)	<b>41.6% (451)</b>	17.8% (193)	10.2% (111)	1,085
Proximity to Major Metro Areas	11.4% (123)	14.5% (156)	<b>41.3% (446)</b>	19.4% (209)	13.4% (145)	1,079
Availability of Transportation	18.6% (199)	17.9% (191)	<b>34.9% (373)</b>	15.1% (161)	13.6% (145)	1,069
Cost of Living (food, energy, taxes, entertainment, home maintenance, etc.)	3.7% (40)	4.1% (45)	21.4% (233)	17.8% (194)	<b>53.0% (577)</b>	1,089
Availability of Appropriate Housing	14.1% (152)	8.9% (96)	<b>31.4% (339)</b>	18.0% (194)	27.6% (298)	1,079
Medical Facilities and Services	3.7% (40)	3.5% (38)	30.8% (336)	24.0% (262)	<b>38.1% (416)</b>	1,092
answered question						1,127
skipped question						25

**2. Please tell us how you think the Town of Wilton stacks up against other places you might consider living. Is Wilton much better or much worse than these other communities?**

	Wilton is much Worse		Wilton is About the Same		Wilton is Much Better	Response Count
Family in Area	9.6% (98)	7.7% (79)	48.2% (494)	9.6% (98)	25.0% (256)	1,025
Public Safety (e.g.: fire, police, EMS)	0.4% (4)	2.5% (26)	59.0% (618)	19.8% (208)	18.3% (192)	1,048
Culture, Community, Civil Engagement, Volunteer Opportunities	4.0% (42)	11.3% (118)	57.9% (603)	16.4% (171)	10.3% (107)	1,041
Availability of Transportation	15.8% (164)	23.1% (240)	47.9% (497)	9.1% (94)	4.1% (43)	1,038
Cost of Living (food, energy, taxes, entertainment, home maintenance, etc.)	46.7% (493)	26.6% (281)	21.9% (231)	2.6% (27)	2.3% (24)	1,056
Availability of Appropriate Housing	24.4% (253)	28.4% (294)	40.8% (423)	4.1% (42)	2.3% (24)	1,036
Medical Facilities and Services	2.6% (28)	8.5% (90)	62.2% (658)	15.7% (166)	11.0% (116)	1,058
answered question						1,081
skipped question						71






**3. We'd like to know how important some of the following offerings available to Wilton seniors are to you.**

	<b>Not Important</b>		<b>Important</b>		<b>Critically Important</b>	<b>Response Count</b>
How important to you are police services?	3.3% (37)	6.7% (75)	<b>46.2% (516)</b>	17.4% (194)	26.3% (294)	1,116
How important to you are fire department services?	2.1% (24)	4.6% (52)	<b>44.3% (496)</b>	17.7% (198)	31.2% (349)	1,119
How important to you is the EMS?	1.2% (13)	3.0% (33)	<b>38.9% (432)</b>	18.8% (209)	38.2% (424)	1,111
How important to you are volunteer opportunities?	22.6% (248)	25.0% (275)	<b>37.2% (408)</b>	11.3% (124)	3.9% (43)	1,098
How important to you are adult education opportunities?	26.8% (296)	26.1% (289)	<b>31.9% (353)</b>	11.4% (126)	3.8% (42)	1,106
How important to you are the programs offered at the Y?	<b>42.5% (468)</b>	23.2% (256)	20.7% (228)	9.8% (108)	3.8% (42)	1,102
How important to you is the Wilton Library?	10.0% (111)	12.7% (140)	<b>32.9% (364)</b>	22.8% (252)	21.6% (239)	1,106
How important to you is the Senior Center?	<b>37.4% (411)</b>	24.2% (266)	24.9% (273)	8.1% (89)	5.4% (59)	1,098
How important to you are the facilities and activities offered by the Parks and Recreation Department?	<b>32.2% (355)</b>	30.4% (336)	27.1% (299)	7.1% (78)	3.3% (36)	1,104
How important to you are opportunities for worship in Wilton?	28.5% (314)	16.4% (181)	<b>34.6% (382)</b>	8.9% (98)	11.6% (128)	1,103
How important to you are your emotional and social connections in Wilton?	13.0% (143)	16.2% (178)	<b>37.8% (417)</b>	17.0% (187)	16.1% (177)	1,102
<b>answered question</b>						<b>1,130</b>
<b>skipped question</b>						<b>22</b>

#### 4. Do you drive your own car now?

		Response Percent	Response Count
Yes		95.6%	1,071
No		4.4%	49
answered question			1,120
skipped question			32






#### 5. Which of the following best describes your feelings about driving?

		Response Percent	Response Count
I drive at all times without worry		80.7%	907
I don't drive at night		5.7%	64
Road conditions and lighting keep me from driving at night		9.4%	106
I don't drive any more. I depend on others.		2.9%	33
I don't drive any more. I depend on "public" transportation (such as Dial-a-Ride)		1.2%	14
answered question			1,124
skipped question			28





**6. Regarding the cost of living in Wilton, please indicate the degree to which each of the following elements is a challenge for you.**

	Not a Big Challenge		A Significant Challenge		A Major Challenge	Response Count
Affordable, Appropriate Housing	27.5% (302)	17.9% (197)	26.3% (289)	8.9% (98)	19.3% (212)	1,098
Cost of Living (energy, food, clothing, home maintenance and/services, entertainment, dry cleaning, etc.)	13.7% (152)	18.3% (203)	26.9% (298)	12.8% (142)	28.3% (314)	1,109
Taxes (estate tax, sales tax, property tax)	7.2% (80)	9.2% (102)	18.4% (203)	11.5% (127)	53.7% (594)	1,106
Predictability of Future Tax Levels	5.8% (63)	6.9% (75)	17.2% (187)	11.0% (120)	59.1% (644)	1,089
answered question						1,127
skipped question						25





**7. Please tell us what type of housing you now occupy.**

		Response Percent	Response Count
Single family home		87.4%	983
Multi-family home		0.5%	6
Condo		7.4%	83
Rental Apartment		2.0%	23
Independent/assisted living facility		2.7%	30
answered question			1,125
skipped question			27









8. If you currently reside in a "single family home", please indicate the approximate size of your property lot.

		Response Percent	Response Count
Less than 1 acre		8.6%	85
1 Acre		23.8%	235
2 acres		43.8%	433
More than 2 acres		23.8%	235
answered question			988
skipped question			164





9. Which one of the following choices best describes your current living arrangement?

		Response Percent	Response Count
I live alone.		23.2%	256
I live with my spouse or partner.		69.0%	761
I live with my children or another relative.		5.2%	57
I have full- or part-time help.		2.6%	29
answered question			1,103
skipped question			49

**10. Please indicate which of the ranges shown below reflects your current annual property tax level.**

		Response Percent	Response Count
No current property tax		4.4%	48
Less than \$2000		0.8%	9
\$2000-6000		5.3%	58
\$6000-10,000		21.7%	238
\$10,000-14,000		36.2%	397
\$14,000-18,000		15.4%	169
\$18,000-22,000		8.4%	92
\$22,000-26,000		4.3%	47
More than \$26,000		3.6%	40
answered question			1,098
skipped question			54





**11. As you think about future living arrangements, which of the following best describes your plans?**

		Response Percent	Response Count
I am not thinking of moving.		45.1%	498
I hope to move within Wilton.		7.8%	86
I am planning to relocate from Wilton but within Connecticut.		16.4%	181
I plan to relocate outside of Connecticut.		30.6%	338
answered question			1,103
skipped question			49

**12. If you plan to relocate out of Wilton, please indicate your most likely destination (including the State/Country if not Connecticut).**

	Response Count
	504
<b>answered question</b>	<b>504</b>
<b>skipped question</b>	<b>648</b>

**13. If you are contemplating moving from Wilton, do you feel that the relative cost of living in your new location will be...**

	Response Percent	Response Count
Higher than in Wilton 	0.7%	6
Essentially comparable to Wilton 	5.9%	49
Lower than Wilton 	73.3%	608
I'm not planning to move from Wilton 	20.0%	166
<b>answered question</b>		<b>829</b>
<b>skipped question</b>		<b>323</b>



**14. Please tell us whether you are aware of the following programs and services offered by Wilton, whether you have used them and how you rate the effectiveness of each of them. (Indicate as many choices in each line as apply.)**

	Unaware of It	Aware of It	Don't Know	Never Used It	I Have Used It	Use it Often	Use it Sometimes	Quality Is Poor	It's Adequate	Good
Tax Abatement Program	34.7% (377)	58.4% (635)	0.3% (3)	69.5% (756)	9.0% (98)	2.3% (25)	0.0% (0)	12.9% (140)	7.4% (80)	3 (1)
Tax Deferral Program	44.9% (484)	47.5% (512)	0.3% (3)	73.8% (796)	2.0% (22)	0.6% (7)	0.0% (0)	7.9% (85)	6.6% (71)	1 (1)
Senior Center Activities	7.7% (85)	81.3% (902)	0.4% (4)	72.0% (798)	16.8% (186)	3.0% (33)	0.0% (0)	5.0% (55)	16.1% (179)	6 (1)
Services for Seniors	20.5% (227)	68.8% (762)	0.2% (2)	75.8% (839)	9.4% (104)	1.1% (12)	0.0% (0)	3.6% (40)	12.5% (138)	3 (1)
Dial-a-Ride	10.1% (112)	79.2% (880)	0.3% (3)	85.1% (945)	4.7% (52)	1.2% (13)	0.0% (0)	1.1% (12)	9.9% (110)	5 (1)
Other Park and Rec Programs	17.9% (197)	70.9% (778)	0.3% (3)	59.8% (657)	25.4% (279)	2.0% (22)	0.0% (0)	1.7% (19)	19.7% (216)	7 (1)
Town-funded Visiting Nurse Services	32.7% (363)	56.5% (627)	0.3% (3)	69.2% (767)	14.0% (155)	1.3% (14)	0.0% (0)	1.1% (12)	10.0% (111)	1 (1)






**answered questions**

**skipped questions**

**15. Please tell us whether you are aware of the following programs and services offered in Wilton from sources and providers other than the Town Government and whether you have used them. (Indicate as many choices in each line as apply.)**

	Unaware of It	Aware of It		Never Used It	I've Used It	Use It Often	Response Count
Senior Housing Options	33.3% (365)	61.1% (670)	0.0% (0)	<b>77.3%</b> <b>(847)</b>	0.5% (6)	0.7% (8)	1,096
Visiting Nurse/Hospice	20.0% (220)	<b>73.3%</b> <b>(808)</b>	0.0% (0)	65.2% (718)	<b>17.3%</b> <b>(191)</b>	1.5% (16)	1,102
Stay-at-Home In Wilton	45.6% (494)	48.6% (526)	0.0% (0)	<b>71.4%</b> <b>(773)</b>	0.9% (10)	1.0% (11)	1,083
Merchant Discounts	<b>63.0%</b> <b>(684)</b>	31.7% (344)	0.1% (1)	55.2% (599)	<b>13.5%</b> <b>(147)</b>	1.7% (18)	1,086
Kiwanis	20.8% (226)	<b>72.9%</b> <b>(791)</b>	0.2% (2)	67.9% (737)	8.1% (88)	3.5% (38)	1,085
Houses of Worship	5.1% (56)	<b>87.7%</b> <b>(958)</b>	0.2% (2)	26.6% (290)	35.3% (385)	27.8% (304)	1,092
The Library	1.4% (16)	<b>90.4%</b> <b>(1,002)</b>	0.1% (1)	9.0% (100)	39.2% (434)	47.0% (521)	1,108
The Y	1.9% (21)	<b>89.0%</b> <b>(980)</b>	0.2% (2)	36.4% (401)	43.7% (481)	14.4% (159)	1,101
<b>answered question</b>							<b>1,122</b>
<b>skipped question</b>							<b>30</b>






16. Please indicate, in their order of importance, the 3 to 5 principal criteria you have in mind when you consider the possibility of living somewhere other than Wilton.

		Response Percent	Response Count
Most Important		99.8%	1,005
		91.3%	919
		79.8%	804
		44.0%	443
Least Important		27.2%	274
answered question			1,007
skipped question			145







17. Given all the factors you think about in considering whether to stay in Wilton or leave, what single factor or development would be decisive for you in a decision to leave?

	Response Count
	1,015
answered question	1,015
skipped question	137



**18. How long have you lived in Wilton?**

		Response Percent	Response Count
Less than 5 years		3.6%	40
5-10 years		7.0%	78
11-20 years		22.8%	255
21-30 years		25.6%	287
More than 30 years		41.1%	460
answered question			1,120
skipped question			32






**19. To help us in understanding survey responses, please indicate your age range from the following choices.**

		Response Percent	Response Count
55-60		23.8%	264
61-65		21.2%	235
66-70		18.9%	209
71-75		13.4%	149
76-80		10.1%	112
Over 80		12.5%	139
answered question			1,108
skipped question			44





## 20. Your gender?

		Response Percent	Response Count
Female		48.3%	531
Male		51.7%	569
answered question			1,100
skipped question			52









## 21. Your Marital Status

		Response Percent	Response Count
Married		68.2%	749
Divorced		9.8%	108
Never Married		4.4%	48
Widowed		15.8%	173
Other		1.8%	20
answered question			1,098
skipped question			54

**22. Please indicate the retirement status of the head of your household.**

		Response Percent	Response Count
Working Full Time		41.9%	461
Semi-retired (working part time)		15.0%	165
Retired		38.5%	423
Other		4.6%	51
answered question			1,100
skipped question			52

**23. Your Annual Household Income?**

		Response Percent	Response Count
Less than \$20,000		4.2%	41
\$20,000-60,000		19.8%	194
\$60,000-100,000		23.3%	228
\$100,000-140,000		14.9%	146
\$140,000-180,000		9.4%	92
\$180,000-220,000		6.5%	64
\$220,000-260,000		5.8%	57
More than \$260,000		16.1%	158
answered question			980
skipped question			172

**24. Approximately how many years ago did you begin thinking in specific terms about your retirement?**

		Response Percent	Response Count
More than 20 years ago		19.4%	201
15-20 years ago		11.6%	120
10-15 years ago		14.3%	148
5-10 years ago		24.0%	249
Less than 5 years ago		30.8%	319
answered question			1,037
skipped question			115

**25. Do you expect that your projected income in retirement will be adequate to allow you to continue to live in Wilton?**

		Response Percent	Response Count
Yes		39.2%	402
Probably not		60.8%	624
answered question			1,026
skipped question			126

**26. You may have additional comments or suggestions that are pertinent to this survey. If so, please tell us about them in the space below.**

	Response Count
	538
answered question	538
skipped question	614

**1. We'd like to understand the relative importance to you of each of the following factors as you consider the possibility of living in any community. You can indicate your answers by placing an X in one of the circles following each factor.**

	Not Important		Important		Critically Important
Family in Area	<input type="radio"/>	<input type="radio"/>	<input type="radio"/>	<input type="radio"/>	<input type="radio"/>
Public Safety (e.g.:fire, police, EMS)	<input type="radio"/>	<input type="radio"/>	<input type="radio"/>	<input type="radio"/>	<input type="radio"/>
Culture,Community,Civil Engagement, Volunteer Opportunities	<input type="radio"/>	<input type="radio"/>	<input type="radio"/>	<input type="radio"/>	<input type="radio"/>
Proximity to Major Metro Areas	<input type="radio"/>	<input type="radio"/>	<input type="radio"/>	<input type="radio"/>	<input type="radio"/>
Availability of Transportation	<input type="radio"/>	<input type="radio"/>	<input type="radio"/>	<input type="radio"/>	<input type="radio"/>
Cost of Living (food, energy, taxes, entertainment, home maintenance, etc.)	<input type="radio"/>	<input type="radio"/>	<input type="radio"/>	<input type="radio"/>	<input type="radio"/>
Availability of Appropriate Housing	<input type="radio"/>	<input type="radio"/>	<input type="radio"/>	<input type="radio"/>	<input type="radio"/>
Medical Facilities and Services	<input type="radio"/>	<input type="radio"/>	<input type="radio"/>	<input type="radio"/>	<input type="radio"/>

**2. Thinking back to when you lived in Wilton, how did it (Wilton) stack up in terms of those same community rating factors?**

	Wilton was much worse		Wilton was about average		Wilton was much better
Family in Area	<input type="radio"/>	<input type="radio"/>	<input type="radio"/>	<input type="radio"/>	<input type="radio"/>
Public Safety (e.g.:fire, police, EMS)	<input type="radio"/>	<input type="radio"/>	<input type="radio"/>	<input type="radio"/>	<input type="radio"/>
Culture,Community,Civil Engagement, Volunteer Opportunities	<input type="radio"/>	<input type="radio"/>	<input type="radio"/>	<input type="radio"/>	<input type="radio"/>
Proximity to Major Metro Areas	<input type="radio"/>	<input type="radio"/>	<input type="radio"/>	<input type="radio"/>	<input type="radio"/>
Availability of Transportation	<input type="radio"/>	<input type="radio"/>	<input type="radio"/>	<input type="radio"/>	<input type="radio"/>
Cost of Living (food, energy, taxes, entertainment, home maintenance, etc.)	<input type="radio"/>	<input type="radio"/>	<input type="radio"/>	<input type="radio"/>	<input type="radio"/>
Availability of Appropriate Housing	<input type="radio"/>	<input type="radio"/>	<input type="radio"/>	<input type="radio"/>	<input type="radio"/>
Medical Facilities and Services	<input type="radio"/>	<input type="radio"/>	<input type="radio"/>	<input type="radio"/>	<input type="radio"/>

**3. How does the community in which you now live stack up against Wilton, again using those same community rating factors?**

	Not as good as Wilton		About the same as Wilton		Much better than Wilton
Family in Area	<input type="radio"/>	<input type="radio"/>	<input type="radio"/>	<input type="radio"/>	<input type="radio"/>
Public Safety (e.g.:fire, police, EMS)	<input type="radio"/>	<input type="radio"/>	<input type="radio"/>	<input type="radio"/>	<input type="radio"/>
Culture,Community,Civil Engagement, Volunteer Opportunities	<input type="radio"/>	<input type="radio"/>	<input type="radio"/>	<input type="radio"/>	<input type="radio"/>
Proximity to Major Metro Areas	<input type="radio"/>	<input type="radio"/>	<input type="radio"/>	<input type="radio"/>	<input type="radio"/>
Availability of Transportation	<input type="radio"/>	<input type="radio"/>	<input type="radio"/>	<input type="radio"/>	<input type="radio"/>
Cost of Living (food, energy, taxes, entertainment, home maintenance, etc.)	<input type="radio"/>	<input type="radio"/>	<input type="radio"/>	<input type="radio"/>	<input type="radio"/>
Availability of Appropriate Housing	<input type="radio"/>	<input type="radio"/>	<input type="radio"/>	<input type="radio"/>	<input type="radio"/>
Medical Facilities and Services	<input type="radio"/>	<input type="radio"/>	<input type="radio"/>	<input type="radio"/>	<input type="radio"/>





**9. Please tell us what type of housing you now occupy.**

- ☐ Single family home
- ☐ Multi-family home
- ☐ Condo
- ☐ Rental apartment
- ☐ Independent/assisted living facility

**10. Which one of the following choices best describes your current living arrangement?**

- ☐ I live alone.
- ☐ I live with my spouse or partner.
- ☐ I live with my children or another relative.
- ☐ I have full- or part-time help.

**11. Please indicate which of the ranges below best reflects your current annual property tax level.**

- ☐ No current property tax
- ☐ Less than \$2000
- ☐ \$2000-6000
- ☐ \$6000-10,000
- ☐ \$10,000-14,000
- ☐ \$14,000-18,000
- ☐ \$18,000-22,000
- ☐ \$22,000-26,000
- ☐ More than \$26,000

**12. How does the cost of living in your current community compare with the cost of living in Wilton?**

- ☐ Higher than Wilton
- ☐ Essentially comparable to Wilton
- ☐ Lower than Wilton

**13. Thinking back to your time of residence in Wilton, please tell us whether you were aware of the following programs and services offered by the Town to its seniors, whether you used them, and how effective you think they were. (Indicate as many choices in each line as apply.)**

	Unaware of It	Aware of It	Never Used It	Did Use It	Used It Often	Quality Was Poor	It Was Adequate	It Was Great
Tax Abatement Program	<input type="checkbox"/>	<input type="checkbox"/>	<input type="checkbox"/>	<input type="checkbox"/>	<input type="checkbox"/>	<input type="checkbox"/>	<input type="checkbox"/>	<input type="checkbox"/>
Tax Deferral Program	<input type="checkbox"/>	<input type="checkbox"/>	<input type="checkbox"/>	<input type="checkbox"/>	<input type="checkbox"/>	<input type="checkbox"/>	<input type="checkbox"/>	<input type="checkbox"/>
Senior Center Activities	<input type="checkbox"/>	<input type="checkbox"/>	<input type="checkbox"/>	<input type="checkbox"/>	<input type="checkbox"/>	<input type="checkbox"/>	<input type="checkbox"/>	<input type="checkbox"/>
Services for Seniors	<input type="checkbox"/>	<input type="checkbox"/>	<input type="checkbox"/>	<input type="checkbox"/>	<input type="checkbox"/>	<input type="checkbox"/>	<input type="checkbox"/>	<input type="checkbox"/>
Dial-a-Ride	<input type="checkbox"/>	<input type="checkbox"/>	<input type="checkbox"/>	<input type="checkbox"/>	<input type="checkbox"/>	<input type="checkbox"/>	<input type="checkbox"/>	<input type="checkbox"/>
Other Park and Rec Programs	<input type="checkbox"/>	<input type="checkbox"/>	<input type="checkbox"/>	<input type="checkbox"/>	<input type="checkbox"/>	<input type="checkbox"/>	<input type="checkbox"/>	<input type="checkbox"/>
Town-funded Visiting Nurse Services	<input type="checkbox"/>	<input type="checkbox"/>	<input type="checkbox"/>	<input type="checkbox"/>	<input type="checkbox"/>	<input type="checkbox"/>	<input type="checkbox"/>	<input type="checkbox"/>

**14. When you lived in Wilton, were you aware of the following programs and services offered by providers other than the Town Government? Did you make use of them? (Please indicate as many choices in each line as apply.)**

	Unaware of It	Aware of It	Never Used It	Used It	Used It Often
Senior Housing Options	<input type="checkbox"/>	<input type="checkbox"/>	<input type="checkbox"/>	<input type="checkbox"/>	<input type="checkbox"/>
Visiting Nurses/Hospice	<input type="checkbox"/>	<input type="checkbox"/>	<input type="checkbox"/>	<input type="checkbox"/>	<input type="checkbox"/>
Stay-at Home in Wilton	<input type="checkbox"/>	<input type="checkbox"/>	<input type="checkbox"/>	<input type="checkbox"/>	<input type="checkbox"/>
Merchant Discounts for Seniors	<input type="checkbox"/>	<input type="checkbox"/>	<input type="checkbox"/>	<input type="checkbox"/>	<input type="checkbox"/>
Kiwanis	<input type="checkbox"/>	<input type="checkbox"/>	<input type="checkbox"/>	<input type="checkbox"/>	<input type="checkbox"/>
Houses of Worship	<input type="checkbox"/>	<input type="checkbox"/>	<input type="checkbox"/>	<input type="checkbox"/>	<input type="checkbox"/>
The Library	<input type="checkbox"/>	<input type="checkbox"/>	<input type="checkbox"/>	<input type="checkbox"/>	<input type="checkbox"/>
The Y	<input type="checkbox"/>	<input type="checkbox"/>	<input type="checkbox"/>	<input type="checkbox"/>	<input type="checkbox"/>

**15. What was the main reason for your decision to relocate from Wilton?**

**16. How long did you live in Wilton?**

- ☐ Less than 5 years
- ☐ 5-10 years
- ☐ 11-20 years
- ☐ 21-30 years
- ☐ More than 30 years

**17. In what year did you move away from Wilton?**

**18. To help us in understanding survey responses, please indicate your age range from the following choices.**

- ☐ 55-60
- ☐ 61-65
- ☐ 66-70
- ☐ 71-75
- ☐ 76-80
- ☐ Over 80

**19. Your gender?**

- ☐ Female
- ☐ Male

**20. Your marital status?**

- ☐ Married
- ☐ Divorced
- ☐ Never Married
- ☐ Widowed
- ☐ Other

**21. Please indicate the retirement status of the head of your household**

- ☐ Working Full Time
- ☐ Semi-retired (working part time)
- ☐ Retired
- ☐ Other

**22. Which of the following ranges best describes your annual household income?**

- ☐ Less than \$20,000
- ☐ \$20,000-60,000
- ☐ \$60,000-100,000
- ☐ \$100,000-140,000
- ☐ \$140,000-180,000
- ☐ \$180,000-220,000
- ☐ \$220,000-260,000
- ☐ More than \$260,000.

**23. What is the name and location (City/Town and State or Country) of the community in which you currently reside?**

**24. You may have additional comments or suggestions that are pertinent to this survey. If so, please tell us about them in the space below.**

Summary of Responses From Recently Relocated Households

Appendix 5

Question 1: Relative Importance to you of the following factors

% Rated Important to Critically Important			
Total	<66	>66	
Family in Area	58.8	40	66.6
Public Safety	80	100	72.7
Culture	75.1	60	82.2
Prox. to Maj. Metro	56.4	75	50
Transportation	64.7	33.3	83.3
COL	94.2	80	100
Appropriate Housing	93.8	80	100
Medical Facilities	82.3	80	83.3

50% rated most to critical  
82% rated most to critical  
83% rated most to critical

Question 2: How does Wilton stack up?

% Rated			
Worse	Avg	Better	
Family in Area	33.3	53.3	13.4
Public Safety	0	41.2	58.8
Culture	0	25	75
Prox. to Maj. Metro	5.9	35.3	58.8
Transportation	24.5	64.7	10.8
COL	75	12.5	12.5
Appropriate Housing	64.8	17.6	17.6
Medical Facilities	17.6	29.4	53

Question 3: How does community you live in now stack up against Wilton?

% Rated			
Not as good	Same	Better	
Family in Area	13.4	40	46.7
Public Safety	0	70.6	29.4
Culture	11.8	41.2	47.1
Prox. to Maj. Metro	11.8	47.1	41.1
Transportation	29.4	41.2	29.4
COL	23.6	17.6	58.8
Appropriate Housing	23.5	29.4	47
Medical Facilities	5.9	64.7	29.4

	% respondents rated					
	<66			>66		
	Not as good	Same	Better	Not as good	Same	Better
COL	20	0	80	25	25	50
Appropriate Housing	20	0	80	25	41.6	33.3

Examining >66 Not as good rating:

COL: One respondent moved back to hometown, other to Middlebury, CT because of age to be near kids  
Housing: As in COL, one moved back to hometown, other moved to Weston for a smaller, newer house

#### Question 4: How important are each of the offerings to seniors in current community?

	% Rated Important to Critical		
	Total	<66	>66
Police	94.2	80	100
Fire	88.3	60	100
EMS	88.2	60	100
Volunteer	53	20	66.6
Adult Ed	37.5	25	41.6
Programs at Y	11.8	0	8.3
Library	70.7	60	75
Sr. Center	47.1	20	58.3
Parks & Rec	23.5	20	25
Worship	70.6	60	75
Emotional & Social	68.9	80	63.6

33% rated critical

58.8% rated most to critical

#### Question 5: Do you drive your own car?

	% respondents
Yes	94.1
No	5.9

#### Question 6: Did you drive throughout time in Wilton?

	% respondents
Yes	100
No	0

**Question 7: Which of the following best describes feelings about driving?**

	% respondents
Drive without worry	81.3
Don't drive at night	12.5
Don't drive due to road conditions	0
Don't drive; depend on others	6.2
Depend on public transit	0

**Question 8: COL challenge in current community**

	% of respondents Not to Some Signif. to Maj.	
Housing	94.1	5.9
COL	88.2	11.8
Taxes	88.2	11.8
Predictability of Taxes	82.4	17.6

47.1% somewhat of a challenge

**Question 9: What type of home do you occupy now?**

	% respondents	
	Total	<66 >66
SFH	64.7	100 50
Condo	17.6	0 25
Rental Apt	5.9	0 8.3
Indep/Asst Living	11.8	0 16.7

**Question 10: Which best describes current living arrangement?**

	% respondents
Alone	20
Spouse or partner	80
Children or another relative	0
Full- part-time help	0



**Question 11: Current Annual Property Taxes**

**% respondents**

None	13.3
\$2K-\$6K	26.7
\$6K-\$10K	<b>53.3</b>
\$10-\$14K	6.7
\$14K above	0

**Question 12: COL in current community compared with Wilton**

**% respondents**

Higher	0	Guess several respondents forgot about how they felt in Question 3
Comparable	31.3	
Lower	<b>68.8</b>	

**Question 13: How aware were you of following Wilton town-offered programs+A428**

All respondents were highly aware (over 80%) of all town programs offered and most never used them.

No one used Tax Deferral or Abatement Program

Of programs used:

25% over 71 used Senior Center: 60% rated adequate, 40% rated great

16% over 71 used Parks & Recreation: 100% thought it was adequate

13% over 80 used VNS: 33.3% rated adequate, 66.7% rated great

10% over 80 used Services for Seniors: 50% adequate, 50% great

**Question 14: How aware were you of the following services by non-town providers?**

Respondents highly aware of non-town programs (over 80%) except:

58.8% not aware of Stay-At-Home-Wilton

52.9% not aware of Merchant Discounts for Seniors  
The programs checked "Used" or "Used Often" were:

- 94.1% The Library
- 88.2% Houses of Worship
- 76.5% The Y
- 41.2% Kiwanis
- 23.5% VNS/Hospice
- 17.6% Merchant Discounts

**Question 15: Main reason to relocate from Wilton?**

Age when moved:	Reasons
Over 70	Age: Moved to retirement community or asstd living or to be near kids/friend.
In 60's	Housing: Needed to downsize, appropriate house near kids
In 50's	Taxes: Left when kids graduated, climate, moved back home
Must convey that A LOT of people liked living in Wilton and did not want to move.	

**Question 16: How long did you live in Wilton?**

	% respondents
Over 30 yrs	52.9
21-30	35.3
Less than 21	11.8

**Question 17: What year did you move from Wilton?**

	% respondents
2010-2008	35.3
2007-2005	35.3
2004-2002	17.6
2001-1998	11.8

**Questions 18-22 in chart at beginning of analysis**

**Question 23: Name and Location where you reside?**

Inside CT:

Redding	2
Stratford	1
Middlebury	1
Norwalk	1
Fairfield	1
Weston	1

Outside CT:

Williamsburg, VA	2
Kennett Square, PA	1
Warminster, PA	1
Tallahassee, FL	1
Hilton Head, SC	1
San Marino, CA	1
Sunapee, NH	1
Didn't answer	2

**Question 24: Comments**

I now live in a retirement community in which our taxes and all inside and outside maintenance are included in our monthly fee.

When it came to downsizing, we experienced a huge disappointment in not finding practical good housing options in Wilton. After 6 months of looking, we discovered Oronoque Village. We are extremely happy living here.

Wilton is a wonderful town...If we returned to NY area, I would choose Wilton again. Home to our family is Florida. It is a more laid-back life style, vastly lower cost/lower tax and doesn't involve commuting or clearing snow.

My family moved to Wilton in 1985. We learned it was a town that families lived in until their children were out of h.s. or college. Twenty-one years later, my family did the same thing. We now live in a neighborhood with many generations...How nice to live around so many different types of families.

We moved from Wilton to downsize to a smaller, newer house. Wilton is far superior in most aspects compared to Weston. (But) Politicians should not strike out on their own when spending taxpayer money. The bandaged approach to the "new" facilities for the senior center, even the Center staff was not part of the decision-making process! Huge lack of senior housing in Wilton!

We are living in an Erickson Living Retirement Community. An important factor is excellent medical facilities on the campus here. Pennsylvania does not tax pensions and IRA rollover accounts. The State tax here is much lower than in CT

**QUESTION 16:**  
**TOP 5 CATEGORIES AND COMMENTS BY LEVEL OF IMPORTANCE**

**Appendix 6**

Question 16: Please indicate, in their order of importance, the 3 to 5 principal criteria you have in mind when you consider the possibility of living somewhere other than Wilton.

**SUMMARY OF RESPONSES FOR EACH LEVEL OF IMPORTANCE**

**Top 5 Categories**

Most Important	#	%	2nd Most Important	#	%	3rd Most Important	#	%	4th Most Important	#	%	5th Most Important	%
Taxes	377	37.7%	Cost of Living	261	27.4%	Cost of Living	144	17.1%	Lifestyle	90	19.7%	Lifestyle	16.6%
Cost of Living	260	26.0%	Taxes	206	21.6%	Lifestyle	120	14.2%	Location	52	11.4%	Community	15.2%
Social Connections	129	12.9%	Lifestyle	81	8.5%	Taxes	117	13.9%	Cost of Living	50	11.0%	Cost of Living	11.4%
Weather	56	5.6%	Social Connections	67	7.1%	Social Connections	97	11.5%	Taxes	42	9.2%	Location	10.4%
Location	35	3.5%	Housing Options/Weather	58	6.1%	Community	78	9.2%	Weather	36	8.3%	Medical	9.3%
All Responses	1001			952			844			456			

**Top 5 Comments**

Most Important	#	%	2nd Most Important	#	%	3rd Most Important	#	%	4th Most Important	#	%	5th Most Important	%
Taxes-gen'l comments	232	23.2%	COL-gen'l comments	184	20.4%	COL-gen'l comments	98	11.6%	Weather	38	8.3%	COL-gen'l comments	9.0%
COL-gen'l comments	218	21.8%	Taxes-gen'l comments	108	11.3%	Family	71	8.4%	COL-gen'l comments	35	7.7%	Medical-avail/quality	9.0%
Family	113	11.3%	Weather	58	6.1%	Weather	59	7.0%	Medical-avail/quality	33	7.2%	Cultural opportunities	6.6%
Property taxes	96	9.6%	Property taxes	52	5.5%	Medical-avail/quality	51	6.0%	Cultural opportunities	33	7.2%	Weather	6.2%
Weather	56	5.6%	Family	51	5.4%	Taxes-gen'l comment	43	5.1%	Family	22	4.8%	Family	5.9%
All Responses	1001			952			844			456			

Note: # and % reflect number of responses and % of total responses for that level of importance.

## QUESTION 16: SUMMARY OF INDIVIDUAL RESPONSES

### Appendix 7

Question 16:

Please indicate, in their order of importance, the 3 to 5 principal criteria you have in mind when you consider the possibility of living somewhere other than Wilton.

General Category*	Most Important #	2nd Most Important #	3rd Most Important #	4th Most Important #	5th Most Important #	Sub-Total	%
Taxes	377	206	117	42	22	764	21.6%
Cost of Living	260	261	144	50	33	748	21.1%
Social Connections	129	67	97	37	25	355	10.0%
Lifestyle	15	81	120	90	48	354	10.0%
Community	18	56	78	46	44	242	6.8%
Location	35	57	58	52	30	232	6.5%
Weather	56	58	59	38	18	229	6.5%
Transportation	26	31	55	33	23	168	4.7%
Medical	9	40	53	34	27	163	4.6%
Housing Options	31	58	31	13	4	137	3.9%
Public Safety	0	14	15	9	5	43	1.2%
Health/Age	10	12	13	4	3	42	1.2%
Town Government	2	11	4	8	7	32	0.9%
Not Moving/N.A.	33	0	0	0	0	33	0.9%
Total Responses	1001	952	844	456	289	3542	99.9%

Top 10 Comments*	Most Important #	2nd Most Important #	3rd Most Important #	4th Most Important #	5th Most Important #	Sub-Total	%
COL-gen'l comments	218	194	98	35	26	571	16.1%
Taxes-gen'l comments	232	108	43	16	9	408	11.5%
Family	113	51	71	22	17	274	7.7%
Weather	56	58	59	38	18	229	6.5%
Property taxes	96	52	24	8	8	188	5.3%
Medical	9	36	51	33	26	155	4.4%
Cultural opportunities	5	25	42	33	19	124	3.5%
Cost of housing	33	45	27	8	2	115	3.2%
Downsizing options	19	40	16	7	2	84	2.4%
Community values	8	21	22	14	13	78	2.2%

\*In descending order

**QUESTION 16:  
INDIVIDUAL RESPONSES**

**Appendix 8**

Question 16: Please indicate, in their order of importance, the 3 to 5 principal criteria you have in mind when you consider the possibility of living somewhere other than Wilton.

General Category	Comments	Most Important #	2nd Most Important #	3rd Most Important #	4th Most Important #	5th Most Important #	Ind'l Total	Sub-Total	%
Taxes	General comments	232	108	43	16	9	408		
	Property tax	96	52	24	8	8	188		
	State/income tax/business	16	20	20	7	0	63		
	School budget too high	4	8	16	4	2	34		
	Estate tax	7	9	5	3	2	26		
	Increasing taxes	16	6	2	0	0	24		
	Value received from taxes	2	2	4	1	0	9		
	Sr. tax relief	3	1	3	0	1	8		
	Predictability of increases	1	0	0	3	0	4		
	Sub-total	377	206	117	42	22	764		21.6%
Cost of Living	General comments	218	194	98	35	26	571		
	Cost of housing	33	45	27	8	2	115		
	Housing maintenance	9	22	19	7	5	62		
	Sub-total	260	261	144	50	33	748		21.1%
Social Connections	Family	113	51	71	22	17	274		
	Friends	14	14	16	10	6	60		
	Social opportunities	2	2	10	5	2	21		
	Sub-Total	129	67	97	37	25	355		10.0%
Lifestyle	General comments	0	5	4	3	1	13		
	Cultural opportunities	5	25	42	33	19	124		
	Recreation amenities	5	13	29	19	6	72		
	Sr. Center/programs	0	16	22	9	4	51		
	Education opportunities	3	7	4	5	4	23		
	Available activities	2	6	0	6	5	19		
	Library	0	0	5	0	3	14		
	Places of worship	0	4	7	0	2	13		
	Entertainment/restaurants	0	5	1	5	0	11		
	Volunteer opportunities	0	0	6	3	2	11		
	Y	0	0	0	1	2	3		
	Sub-Total	15	81	120	90	48	354		10.0%

**QUESTION 16:**  
**INDIVIDUAL RESPONSES**

General Category	Comments	Most Important		2nd Most Important		3rd Most Important		4th Most Important		5th Most Important		Ind'l Total	Sub-Total	%	
		#	Sub-Total	#	Sub-Total	#	Sub-Total	#	Sub-Total	#	Sub-Total				
Community	General comments	0		0		2		0		0		2			
	Character/values/closeness	8		21		22		14		13		78			
	Municipal services	0		13		26		7		7		53			
	Quality of life/traffic	5		15		7		3		10		40			
	Sr. friendly/Sr services	0		4		14		9		5		32			
	University town	0		0		2		6		6		14			
	Quality of schools	4		1		2		2		1		10			
	Miscellaneous	0		0		0		4		0		4			
	Beauty	1		2		3		1		2		9			
	Sub-Total	18	56	78	46	44					242	6.8%			
Location	General comments	4		4		1		0		0		9			
	Proximity to shopping/svcs	6		17		14		15		7		59			
	Proximity to metro area	5		9		10		11		8		43			
	Proximity to water/beach	8		10		11		5		4		38			
	Proximity to airport	0		0		6		8		6		20			
	Proximity to job(s)	3		5		4		5		2		19			
	Rural	4		8		4		2		1		19			
	Proximity to trail	3		2		2		0		0		7			
	Proximity to town center	0		0		3		4		0		7			
	Proximity to mountains	2		2		0		1		0		5			
Weather	Proximity to highway	0		0		1		1		2		4			
	Proximity to Wilton	0		0		1		0		0		1			
	Place children will visit	0		0		1		0		0		1			
	Sub-total	35	57	58	52	30					232	6.5%			
		56		59		18				229					
	Sub-total	56	58	59	38	18				229	6.5%				
	Transportation	General comments	7		9		19		11		8		54		
		Public transportation	7		12		16		17		8		60		
		Walkability	4		7		10		4		5		30		
		Sr. transportation	8		3		10		1		2		24		
Sub-Total		26	31	55	33	23				168	4.7%				
Medical	Availability/Quality/Cost	9		36		51		33		26		155			
	Home care	0		4		2		1		1		8			
	Sub-total	9	40	53	34	27				163	4.6%				
Housing Options	General comments	0		0		3		0		0		0			
	Downsizing options	19		40		16		7		2		84			
	Senior housing	12		18		12		6		2		50			
	Sub-Total	31	58	31	13	4					137	3.9%			



QUESTION 16:  
INDIVIDUAL RESPONSES

General Category	Comments	Most Important #	Sub-Total	2nd Most Important #	Sub-Total	3rd Most Important #	Sub-Total	4th Most Important #	Sub-Total	5th Most Important #	Sub-Total	Ind'l Total	Sub-Total	%
Public Safety		0	0	14	14	15	15	9	9	5	5	43	43	1.2%
	Sub-total													
Health/Age		7		5		5		1		3		21		
	General comments Independence/Mobility	3		7		8		3		0		21		
	Sub-total		10		12		13		4		3		42	1.2%
Town Government		0		8		4		2		3		17		
	Reduce spending	1		0		0		4		3		8		
	More responsible/efficient	1		0		0		1		0		2		
	Poor attitude	0		2		0		0		0		2		
	Assessed valuations	0		1		0		0		0		1		
	Poor political advocates	0		0		0		1		0		1		
	Unfunded mandates	0		0		0		0		1		1		
	Town mtg w/ss only	0		0		0		0		1		1		
	Sub-total		2		11		4		8		7		32	0.9%
Not Moving/N.A.		33										33		
	Sub-total		33										33	0.9%
Total			1001		952		844		456		269		3542	99.9%

## QUESTION 17: SUMMARY AND INDIVIDUAL RESPONSES

### Appendix 9

**Question 17:** Given all the factors you think about in considering whether to stay in Wilton or to leave, what single factor or development would be decisive for you in a decision to leave?

#### SUMMARY

Top 10 Categories	#	%	Top 10 Comments	#	%
Taxes	464	41.2%	Taxes--gen'l comments	222	19.8%
Cost of Living	271	24.0%	COL--gen'l comments	167	14.9%
Social Connections	111	9.8%	Increasing taxes	99	8.8%
Health	66	5.9%	Family	98	8.7%
Housing Options	44	3.9%	Property taxes	79	7.0%
Community	36	3.2%	Cost of housing	49	4.4%
Location	24	2.1%	Income	36	2.9
Waiting to Move	21	1.9%	Health--gen'l comments	33	2.9%
Weather	17	1.5%	Downsizing options	22	2.0%
Lifestyle	15	1.3%	Independence/Mobility	19	1.7%

#### INDIVIDUAL RESPONSES

## QUESTION 17: SUMMARY AND INDIVIDUAL RESPONSES

Categories	Comments	#	Sub-Total	%
<b>Taxes</b>	General comments	222		
	Property tax	79		
	Increasing taxes	99		
	Sr. tax relief	24		
	Unpredictability of increa	2		
	State Income tax	13		
	Estate tax	7		
	Value received	2		
	School budget too high	16		
	Sub-Total		464	41.4%
<b>Cost of Living</b>	General comments	167		
	Cost of housing	49		
	House maintenance	17		
	Income	36		
	Value received	2		
	Sub-Total		271	24.2%
<b>Social Connections</b>	Family	98		
	Friends	12		
	Social opportunities	1		
	Sub-Total		111	9.8%
<b>Health/Age</b>	General comments	33		
	Independence/Mobility	19		
	Inability to maintain hous	9		
	Disability	4		
	Incompatibility w/weathe	1		
	Sub-Total		66	5.9%

## QUESTION 17: SUMMARY AND INDIVIDUAL RESPONSES

Categories	Comments	#	Sub-Total	%
Housing Options	General comments	4		
	Downsizing options	22		
	Sr. Housing	18		
	Sub-Total		44	3.9%
Community	General comments	1		
	Character/values/closed	9		
	Quality of schools	6		
	Better town svcs	5		
	Sr. friendly/services	7		
	Zoning	8		
	Sub-Total		36	3.2%
Location	Proximity to job	13		
	Proximity to highway	2		
	Proximity to railroad	2		
	Proximity to water	2		
	Proximity to metro	2		
	Proximity to airport	1		
	Less populated/rural	2		
	Sub-Total		24	2.1%
Waiting to move	Want to sell house	11		
	When child graduates	5		
	When retired	5		
	Sub-Total		21	1.9%
Weather				
		17	17	1.5%

## QUESTION 17: SUMMARY AND INDIVIDUAL RESPONSES

Categories	Comments	#	Sub-Total	%
Lifestyle	General comments	2		
	Activities	6		
	Active Sr. Ctr/activities	6		
	Recreation amenities	1		
	Sub-Total		15	1.3%
Not Moving		13	13	1.2%
Transportation	General comments	1		
	Public transportation	4		
	Sr. transportation	2		
	Train	2		
	Walkability	2		
	Sub-Total		11	1.0%
Town Government	Reduce staff/public safety	2		
	Overspending/fiscal responsibility	5		
	No raises	1		
	Good govt	3		
	Sub-Total		11	1.0%
Medical Services	Availability/Quality	5		
	Home care	1		
	Sub-Total		6	0.5%
Not one factor		5	5	0.4%
None		3	3	0.3%
Miscellaneous		3	3	0.3%
Total Responses			1121	99.9%

## QUESTION 12: RELOCATION DESTINATION

Question 12: If you plan to relocate out of Wilton, please indicate your most likely destination (Including the State/Country if not Connecticut).

SUMMARY		#	% Total
Top 5 Locations	Southeast	239	34.3%
	CT	150	21.6%
	New England (excl. CT)	71	10.2%
	Mid-Atlantic	34	4.9%
	Southwest	28	4.0%
Top 5 States	CT	150	21.6%
	FL	87	12.5%
	North Carolina	44	6.3%
	South Carolina	41	5.9%
	Virginia	24	3.4%

INDIVIDUAL RESPONSES		#	Sub-Total	% Total
CT	Fairfield County	90		
	New Haven County	9		
	Other specified CT	17		
	Undesignated CT	38		
	Sub-total		150	21.6%
New England (w/o CT)	ME	9		
	NH	16		
	VT	11		
	RI	12		
	MA	23		
	Sub-total		71	10.2%
Mid-Atlantic	NY	19		
	NJ	4		
	PA	11		
	Sub-total		34	4.9%
Southeast	DE	5		
	MD	8		
	VA	24		
	NC	44		
	SC	41		
	GA	13		
	FL	87		
	South/Southeast	17		
	Sub-total		239	34.3%
South	TN	6		
	MS	1		
	Sub-total		7	1.0%

QUESTION 12: RELOCATION DESTINATION

Midwest	IL	1		
	MO	2		
	KS	1		
	Sub-total		4	0.6%
Upper Midwest	WI	1		
	MI	2		
	SD	1		
	MN	3		
	Sub-total		7	1.0%
Southwest	TX	10		
	NM	6		
	AZ	11		
	General	1		
	Sub-total		28	4.0%
Mountain	CO	10		
	NV	4		
	MT	3		
	WY	1		
	Sub-total		18	2.6%
Pacific	CA	18		
	OR	4		
	WA	1		
	HI	1		
	West	2		
	Sub-total		26	3.7%
Out of US	Canada	1		
	Central Am	6		
	South Am	1		
	Europe	8		
	Other	4		
	Sub-total		20	2.9%
Undecided				
	Sub-Total	92	92	13.2%
Total			696	100.0%

Notes: If 3 locations listed, then all counted

SPECIFIC LOCATIONS:						
CT	Fairfield County	Norwalk(24) New Canaan(5) Stamford (3) Easton	Fairfield (11) Darien(4) Trumbull(2) Greenwich	Westport(9) Milford(4) Brookfield Rowayton	Bethel(7) Ridgefield (4) Bridgeport Shelton	Redding (7) Newtown (3) Danbury
	New Haven County	Madison(4) Wallingford	Branford	New Haven	Oxford	Southbury
	Other identified locations in CT	Litchfield(3) Clinton	Old Sybrk(3) Niantic	Old Lyme(3) Simsbury	Essex (2) West Hartford	Kent (2)
Out of US	Central America	Costa Rica	Panama	Mexico	Belize(2)	Caribbean
	Europe	France(3)	Spain	Sweden		
	Other	New Zealand	Puerto Rico	Australia		

# Q.16, 17: COMPARISON OF CATEGORIES FOR FAIRFIELD COUNTY RELOCATIONS TO ALL RELOCATIONS

## Appendix 11

Comparisons of Categories for Fairfield County Relocations to All Relocations (Question 16)						
Ranking	Fairfield Cty Relo		Ranking	% Respondents	All Relocations	
	Categories	Categories			% Respondents	
1	Cost of Living		1	44.0%	Taxes	21.6%
2	Taxes		2	13.2%	Cost of Living	21.1%
3	Lifestyle		3	9.3%	Social Connections	10.0%
4	Housing Options		3	8.2%	Lifestyle	10.0%
5	Transportation/Location		5	6.0%	Community	6.8%
Total Respondents*				182		3542

\*An individual may have more than one response to question.

Comparison of Categories for Fairfield County Relocations to All Relocations (Question 17)						
Ranking	Fairfield Cty Relo		% Respondents	Ranking	All Relo	
	Categories				Categories	
1	Taxes		47.5%	1	Taxes	41.4%
2	Cost of Living		35.0%	2	Cost of Living	24.4%
3	Housing Options		5.0%	3	Social Connections	9.9%
3	Transportation		5.0%	4	Health/Age	5.9%
5	Location/Lifestyle/Health		2.5%	5	Housing Options	3.9%
Total Respondents			40			1121



<b>CERC Comparative Statistics, January 2010</b>												
<b>Fairfield County</b>	<b>Wilton</b>	<b>Redding</b>	<b>Weston</b>	<b>Darien</b>	<b>New Canaan</b>	<b>Ridgefield</b>	<b>Westport</b>	<b>Fairfield</b>	<b>Norwalk</b>	<b>Stamford</b>		
Population (09)	17,700	9000	9800	19,000	19,000	23,000	25,000	57,000	82,000	118,000		
Median HH Inc (09)	\$182K	\$131K	\$191K	\$188K	\$182K	\$137K	\$155K	\$107K	\$75K	\$76K		
% Age 65 and Older	13%	11%	10%	13%	14%	12%	15%	16%	14%	14%		
Per Capita Tax (07)	\$4,900	\$3,900	\$5,500	\$4,000	\$4,900	\$4,100	\$5,000	\$3,000	\$2,500	\$2,800		
School Enrollment	4300	1800	2500	4400	4000	5500	5300	9000	11,000	15,000		
As %/Population	24.30%	20%	25.50%	23.16%	21.05%	23.91%	21.20%	15.79%	13.41%	12.71%		
Total Budget (07)	\$97M	\$40M	\$59M	\$93M	\$106M	\$112M	\$153M	\$220M	\$260M	\$372M		
Educ %/Budget (07)	66%	72%	71%	69%	61%	63%	57%	60%	56%	58%		
NonResGrand List (06)	11.40%	5.60%	0.70%	6.20%	4.90%	8.70%	13.20%	8.70%	19.00%	21.80%		
# Likely Relocation Destinations	7	-	-	4	6	2	9	11	24	3		
<b>Other Connecticut</b>	<b>Wilton</b>	<b>O. Lyme</b>	<b>Litchfield</b>	<b>O. Saybrook</b>								
Population (09)	17,700	7500	8500	10,500								
Median HH Inc (09)	\$182K	\$87K	\$73.5K	\$79.5K								
% Age 65 and Older	13%	17%	18%	24%								
Per Capita Tax (07)	\$4,900	\$3,500	\$2,400	\$2,700								
School Enrollment	4300	1300	1400	1600								
As %/Population	24.30%	17.33%	16.47%	15.24%								
Total Budget (07)	\$97M	\$28M	\$25M	\$32M								
Educ %/Budget (07)	66%	78%	63%	59%								
NonResGrand List (06)	11.40%	4.50%	9.30%	10.80%								
# Likely Relocation Destinations	1	4	4	3								