

2024-2025 Wilton Board of Education Proposed Budget



Presented March 20, 2024

Kevin J. Smith, Ph.D.
Superintendent

Wilton Board of Education: Ruth DeLuca, Nicola Davies, Lori Bufano, Pam Ely, Patrick Pearson, Heather Priest

Wilton Public Schools

Our Values

OUR MISSION

Wilton Public Schools inspire and prepare all students to contribute meaningfully to a globally interdependent society.

- Safety and wellness of our students
- Bringing joy to teaching and learning
- Strengthening community
- Stewarding the environment
- Personalizing instruction to meet the needs of each learner
- Cultivating productive partnerships with students and families
- Our learning experiences are challenging, authentic, relevant and meaningful



PORTRAIT OF A WILTON GRADUATE

Wilton Public Schools' Portrait of the Graduate represents our vision for the 21st century skills, traits and attributes that our students need to succeed in college, career and life.



- Creative Thinking** 
- Analytical Thinking** 
- Technology Literacy** 
- Curiosity & Lifelong Learning** 
- Resilience, Flexibility & Agility** 



EXCEPTIONAL RESULTS



WILTON PUBLIC SCHOOLS
#3 OF 122 SCHOOL DISTRICTS IN CT

21 NATIONAL MERIT COMMENDED SCHOLARS, 10 SEMI-FINALISTS AND ALL 10 SEMI-FINALISTS WERE NAMED FINALISTS

WINNER BEST CONTEMPORARY MUSICAL IN CT
NOMINATED FOR 23 HALO AWARDS



NAMM BEST COMMUNITY FOR MUSIC EDUCATION



TEEN SAFE DRIVING VIDEO CONTEST, WILTON PLACED 2ND AND WON BEST CALL TO ACTION AND DIVERSITY AWARDS



WILTON HIGH SCHOOL IS RANKED IN THE TOP 1% OF HIGH SCHOOLS IN CT



GIRLS SKI: STATE CHAMPIONS
• BOYS TENNIS: CLASS L STATE CHAMPIONS
• BOYS LACROSSE: FCIAC CHAMPIONS
SCHOLASTIC ART AND WRITING AWARDS, INCLUDING 3 BEST IN STATE AWARDS, 8 GOLD MODELS, AND 6 SILVER



74 AP Scholars w/Distinction
29 AP Scholars w/Honor

WHS had the highest combined SAT scores in CT *
(1st in Reading/Writing and second in Math)

Class of 2023
170 students took 1+ ECE courses

WHS had the highest percentage students passing the NGSS in CT*

Students in grade 5 and 8 scored in the top 6% of districts in CT on the NGSS

Grade 6 and 7 students showed the highest percentage of growth in DRG A on the 2023 SBA Math

Wilton returned to pre-pandemic passing rates on AP exams in 2023

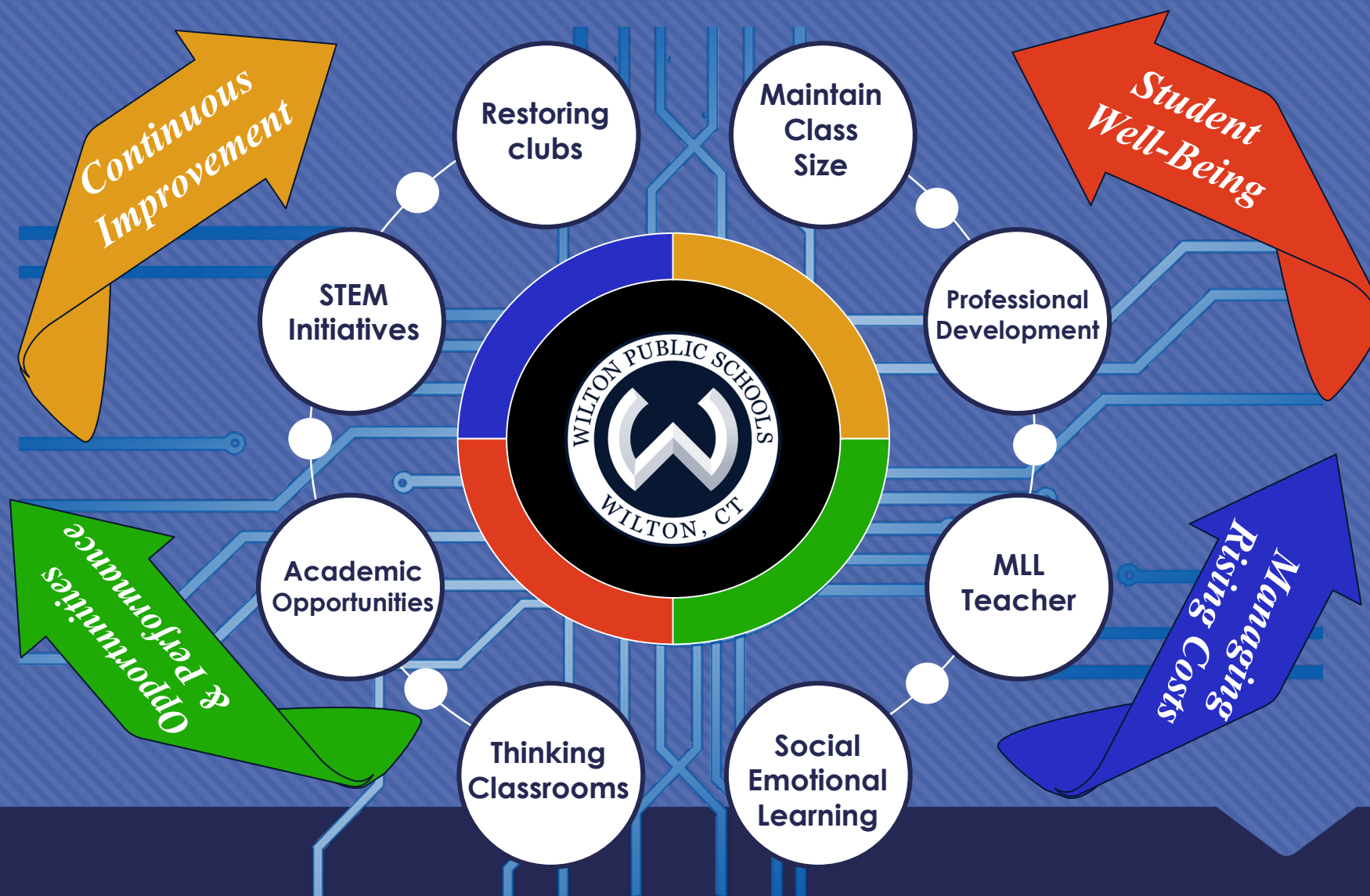


Class of 2023
• 20 Division I
• 1 Division II
• 15 Division III

Class of 2024
11 Division I

136 students earned a Seal of Biliteracy

Class of 2024
76.2% of students take AP/ECE class



PRIORITIES AND GOALS



WHAT ARE WE BUYING?

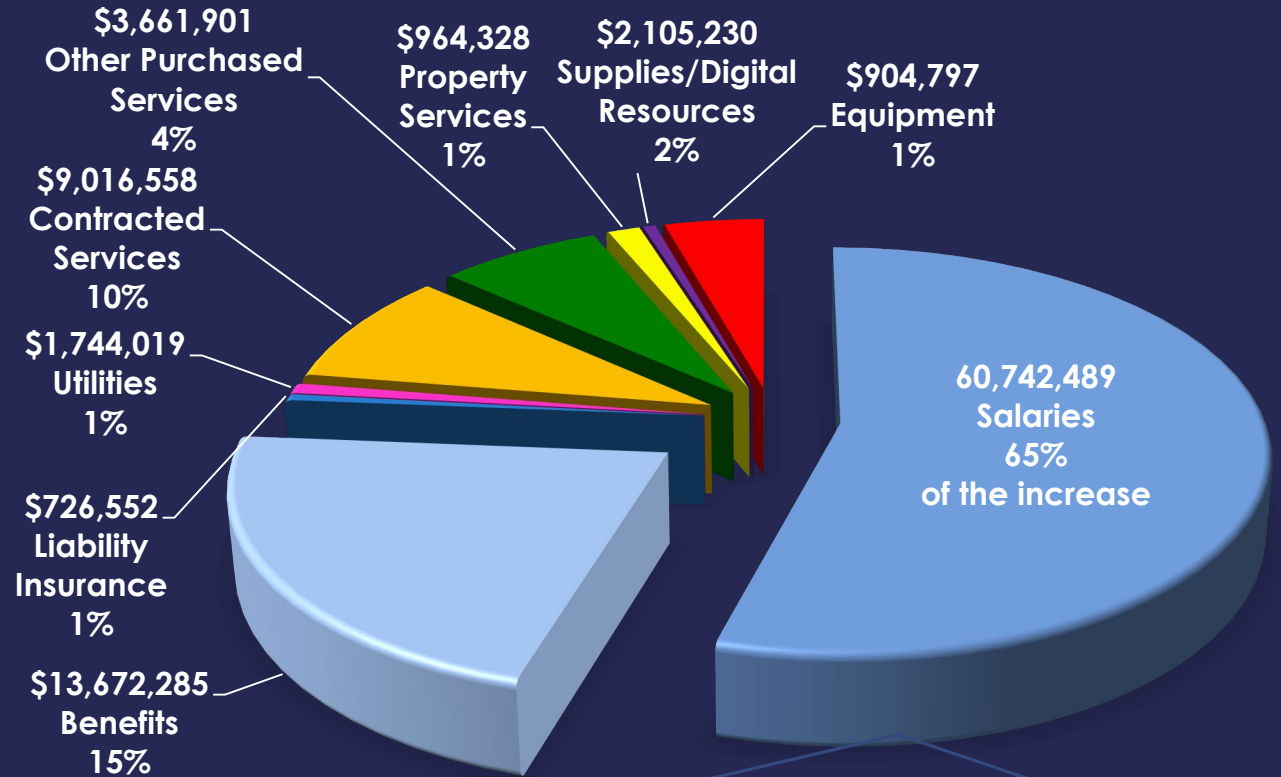
BIG PICTURE

Board of Education Budget Request

4.88%


or

\$93,538,159



- 74% of teachers will be at the highest salary step and lane
- 80% of the budget, about \$74.5 million, accounts for the total cost of staff with benefits
 - this alone represents a 5.15% increase over last year

MAINTAINING OUR COMMITMENT



- Maintaining current mental health full time employees and to support the continued development of Social and Emotional and trauma informed instructional practices
- Maintaining current class sizes
- Manage rising costs
- Deepening the implementation of the acceleration framework
- Supporting the continued development and implementation of the Portrait of a Graduate
- Funding new STEM initiatives and continued development of rigorous academic opportunities and new high school courses. Maintaining our commitment to professional learning and curriculum development time
- Maintaining our commitment and obligations to special education

- *Humanities coach*
- *STEM teacher*
- *Science teacher*
- *SEL and Music stipends*



- *Additional Dean, Teacher, or AP coordinator*
- *Two additional SPED teachers and DBT trainer stipends*

PREPARING OUR KIDS FOR TOMORROW

READING

Writing

MATH



Digital
Literacy



Global
Literacy



Media
Literacy

★ Teachers ★ Special Educators ★ Paraprofessionals ★
Instructional Coaches ★ Curriculum Coordinators
★ Psychologists ★

★ Administrators ★
★ Occupational Therapists ★
★ Physical Therapists ★
★ Transportation ★
★ Custodians ★
★ Maintenance ★
★ Social Workers ★
★ Food Service ★
★ Secretaries ★

★ Interventionists ★
★ Speech/Language Therapists ★
★ School Counselors ★
★ Occupational Therapists ★
★ Administrators ★





HISTORICAL PERSPECTIVE AND WHERE WE ARE

2015 – 2016: 1.98%

2016 -2017: 0.77%

2017 – 2018: 0.00%

2018 – 2019: 1.62%

2019 – 2020: 0.58%

2020 -2021: 0.00%

2021 – 2022: 2.99%

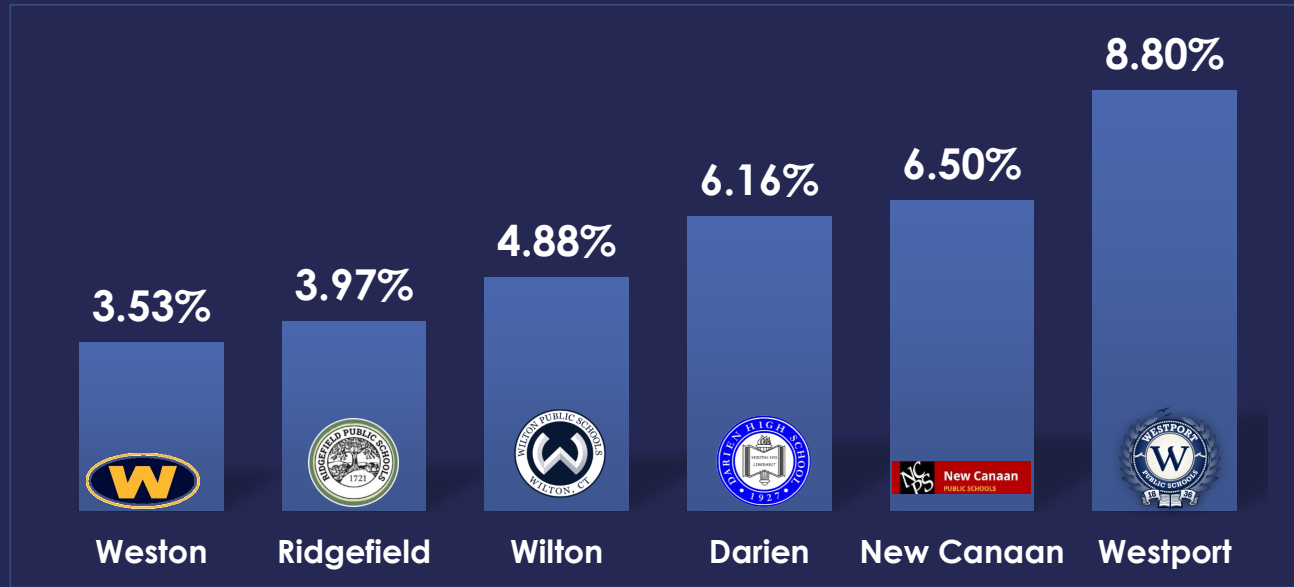
2022 – 2023: 2.21%

2023 – 2024: 2.89%

Reflects \$468,00 Charter funding from Town re: Genesis

1.56% Average Increase over 9 years

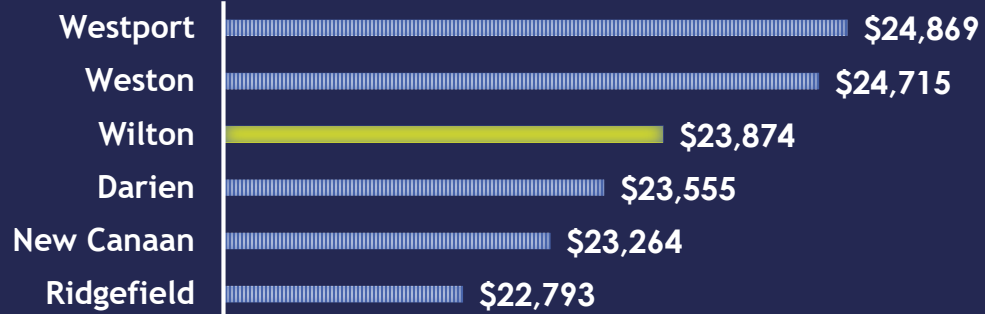
2024-2025 DRG A Budget Requests



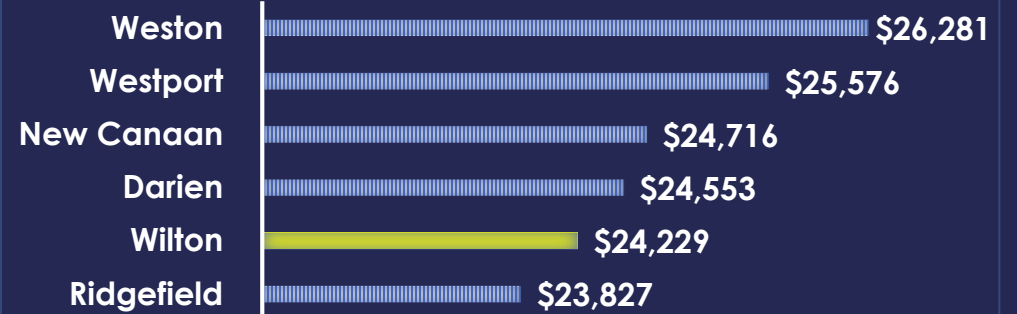
District (DRG A)	FY 13/14	FY 23/24	10 Yr. Growth	FY24 CAGR
Wilton	\$76,457,070	\$89,181,692	17%	1.55%
Weston	\$45,575,418	\$57,945,015	27%	2.43%
Darien	\$87,714,338	\$114,448,824	30%	2.70%
Westport	\$104,177,609	\$136,287,710	31%	2.72%
New Canaan	\$77,671,886	\$102,239,208	31%	2.77%
Ridgefield	\$82,029,557	\$110,645,020	35%	3.04%
			Median:	2.71%

Per Pupil Expenditures

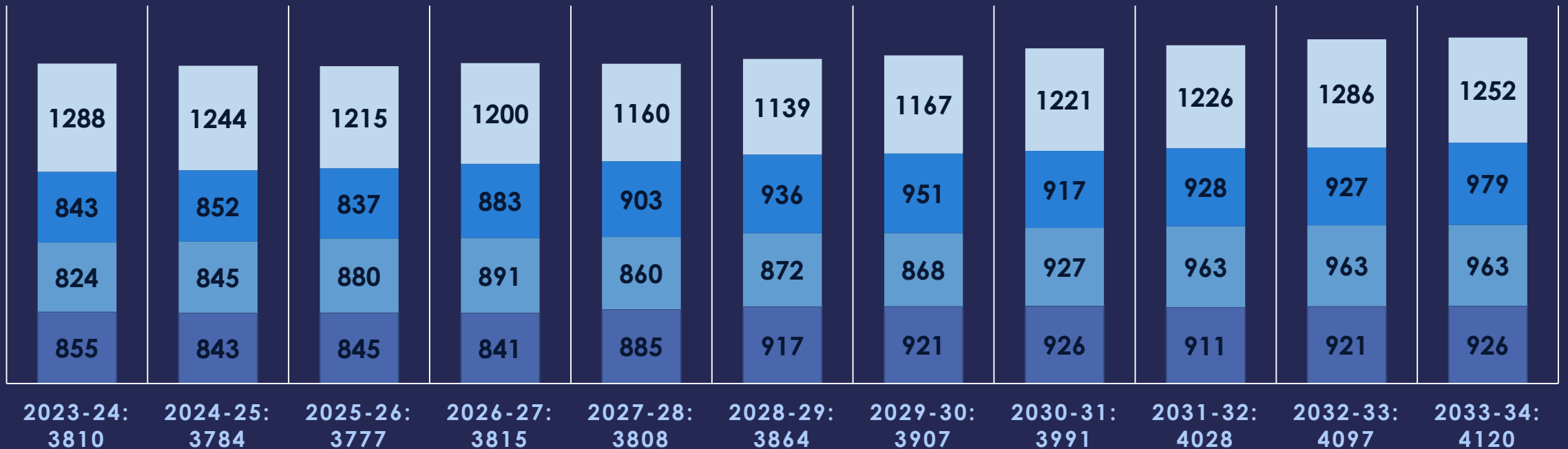
EDSIGHT 2021-22



EDSIGHT 2022-23



■ PK-2nd Total
 ■ 3rd-5th Total
 ■ 6th-8th Total
 ■ 9-12th Total



Wilton PK-12 Projected Enrollment by Grade Level (Medium Model) SLAM November 2023



THANK YOU!